

Cited Antibodies



Your Expertise
Our Antibodies
Accelerated Discovery



Quality Antibodies · Quality Results

Table of Contents

02 Introduction

03 Cancer Research

Oncoproteins
Tumor Suppressor Proteins
Epithelial-Mesenchymal Transition
Cancer Immune Checkpoints

06 Neuroscience Research

CNS Cell Markers
Neurites & Synapses
Neurotransmission
Neurodegenerative Disorders

09 Cell Biology Research

Cell Cycle
Cell Death
Cell Migration
Cellular Organelles

12 Epigenetics Research

DNA Methylation
Histone Modifications

15 Stem Cell Research

Common Stem Cell Markers
Neural Stem Cell Markers
Hematopoietic Stem Cell Markers
Mesenchymal Stem Cell Markers

18 Virus Research

SARS-CoV-2 Research
Influenza Virus Research
Dengue Virus Research
Zika Virus Research

Introduction

As a top antibody manufacturer, GeneTex is proud to offer the highest quality antibody reagents supported by extensive research, development, and validation. We are committed to the highest standards of product performance, and our scientists are dedicated to the goal of accelerating your discovery.

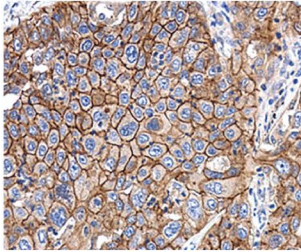
- 20,000+ Citations
- World-Class Antibody Validation
- 20+ Years Manufacturing Expertise
- Trusted Technical Support

Selected Cited Products

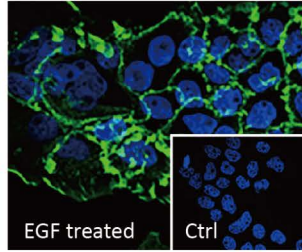
<p>Zika virus Envelope antibody (GTX133326) Zika virus NS5 antibody (GTX133312) Zika virus NS3 antibody (GTX133309) Zika virus NS2B antibody (GTX133318) Zika virus NS1 antibody (GTX133307) Dengue virus Envelope antibody (GTX127277) Dengue virus NS5 antibody (GTX103350)</p> <p>Nature 2021 Aug;596(7873):558-564</p> <p>#citedantibody</p> <p>GeneTex</p>	<p>HIF1 alpha antibody (GTX127309)</p> <p>J Exp Clin Cancer Res. 2021 Sep 1;40(1):278</p> <p>#citedantibody</p> <p>GeneTex</p>	<p>NDP52 antibody (GTX115378)</p> <p>Autophagy 2021 Aug 23;1-19</p> <p>#citedantibody</p> <p>GeneTex</p>
<p>MLKL antibody (GTX107538)</p> <p>Nature Cell Biology 2021 Jul 8</p> <p>#citedantibody</p> <p>GeneTex</p>	<p>SARS-CoV / SARS-CoV-2 (COVID-19) spike antibody [1A9] (GTX632604)</p> <p>Gut 2021 June 2</p> <p>#citedantibody</p> <p>GeneTex</p>	<p>Sox2 antibody (GTX124477) Islet 1 antibody (GTX102807) p53 antibody (GTX128135)</p> <p>Nucleic Acids Research 2021 Jan 21</p> <p>#citedantibody</p> <p>GeneTex</p>
<p>Histone H3K9me3 (Tri-methyl Lys9) antibody (GTX121677) IRF3 (phospho Ser386) antibody (GTX130422) ULBP2 antibody [7F33] (GTX53048)</p> <p>Cell 2020 Dec 18</p> <p>#citedantibody</p> <p>GeneTex</p>	<p>GFP antibody (GTX113617)</p> <p>Nature Biotechnology 2021 Jan 11</p> <p>#citedantibody</p> <p>GeneTex</p>	<p>BAT5 antibody (GTX119080)</p> <p>Cell Death & Differentiation 2021 Apr 19</p> <p>#citedantibody</p> <p>GeneTex</p>

Cancer Research

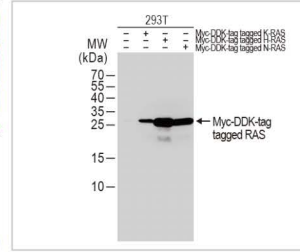
Oncoproteins



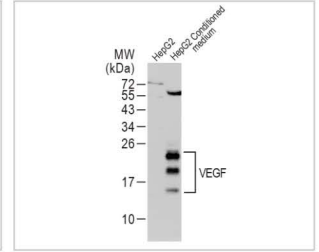
EGFR antibody [N1-2], N-term
(GTX121919)



EGFR (phospho Tyr1068)
antibody (GTX132810)

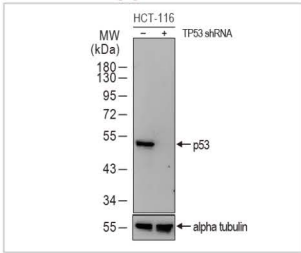


RAS antibody
(GTX132480)

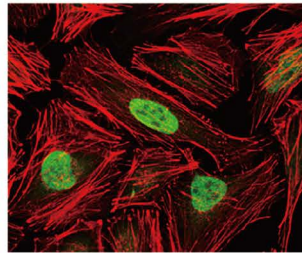


VEGF antibody
(GTX102643)

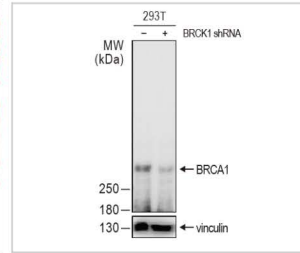
Tumor Suppressor Proteins



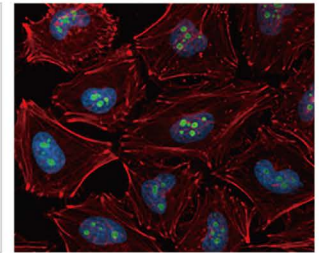
p53 antibody [DO1]
(GTX70214)



Rb antibody
(GTX100545)

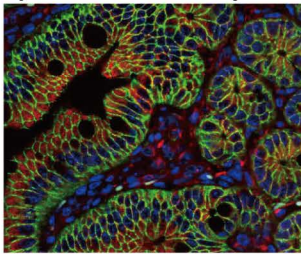


BRCA1 antibody [17F8]-
ChIP grade (GTX70111)

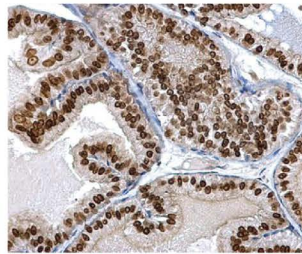


CDKN2A / p14ARF antibody
(GTX129903)

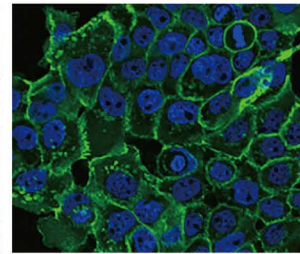
Epithelial-Mesenchymal Transition



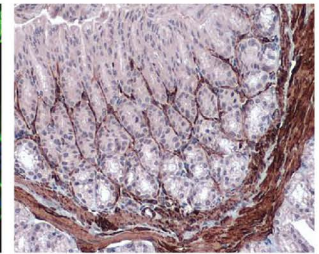
beta Catenin antibody [N1N2-2],
N-term (GTX101435)



Twist1/2 antibody
(GTX127310)

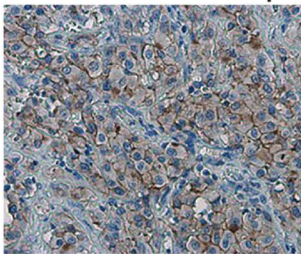


E-Cadherin antibody
(GTX100443)

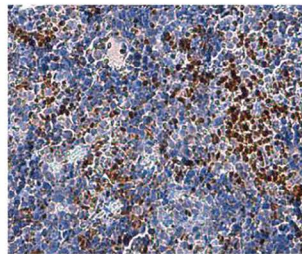


alpha Smooth Muscle Actin
antibody (GTX100034)

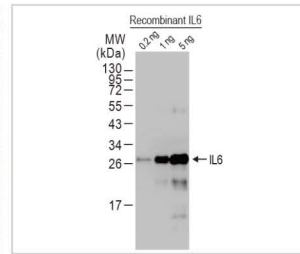
Cancer Immune Checkpoints



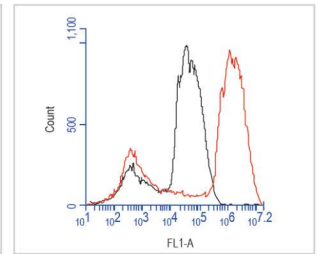
PD-L1 antibody
(GTX104763)



FOXP3 antibody [C3], C-term
(GTX107737)























































IL6 antibody
(GTX110527)



Arginase 1 antibody
(GTX109242)

Cancer Research

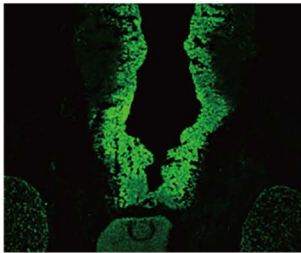
Cat. No.	Product Name	Applications
 GTX102595	53BP1 antibody [N1], N-term	WB, ICC/IF, IHC-P, IHC-Fr
 GTX128414	AKT (phospho Ser473) antibody	WB, ICC/IF, IHC-P, IP
 GTX121937	AKT antibody [N3C2], Internal	WB, ICC/IF, IHC-P, IHC-Fr, IP, IHC
 GTX128457	AKT2 antibody	WB
 GTX113312	AKT3 antibody	WB, ICC/IF, IHC-P
 GTX100034	alpha Smooth Muscle Actin antibody	WB, ICC/IF, IHC-P, IHC-Fr
 GTX100928	Angiotensin 2 antibody	WB, IHC-P
 GTX109242	Arginase 1 antibody	WB, ICC/IF, IHC-P, IHC-Fr, FACS, IP, ELISA, Sandwich ELISA
 GTX13824	Aurora A antibody [35C1]	WB, ICC/IF, IHC-P, IP, IHC, PLA
 GTX130211	Aurora B antibody	WB
 GTX31722	Beclin 1 antibody	WB, ICC/IF, IHC-P, ELISA
 GTX101435	beta Catenin antibody [N1N2-2], N-term	WB, ICC/IF, IHC-P, FACS, IP, ChIP assay
 GTX100913	B-Raf antibody [N2C1], Internal	WB, IHC-P, IP
 GTX70111	BRCA1 antibody [17F8] - ChIP grade	WB, ICC/IF, IHC-P, IP, ELISA, ChIP assay, IHC
 GTX20697	CA125 antibody [OV185:1]	WB, IHC-P
 GTX70020	Carbonic Anhydrase IX antibody [GT12]	WB, ICC/IF, IHC-P, IHC-Fr, FACS, IP, IHC
 GTX20218	CD31 antibody [WM59]	ICC/IF, IHC-P, IHC-Fr, IHC-Wm, FACS, IP, IHC
 GTX01852	CD33 antibody [PWS44]	WB, IHC-P
 GTX102111	CD44 antibody	WB, ICC/IF, IHC-P, IHC-Fr, IP, IHC
 GTX01784	CDKN2A / p16INK4a antibody [JC2]	WB, IHC-P
 GTX01652	CEA antibody [CEA31]	IHC-P
 GTX34626	Cytokeratin 10 antibody [DE-K10]	WB, IHC-P, IHC-Fr
 GTX109883	Cytokeratin 13 antibody	WB, ICC/IF, IHC-P, IHC-Wm
 GTX104124	Cytokeratin 14 antibody	WB, ICC/IF, IHC-P, IHC-Fr, IHC
 GTX103765	Cytokeratin 17 antibody	WB, ICC/IF, IHC-P
 GTX105624	Cytokeratin 18 antibody [N2C2], Internal	WB, ICC/IF, IHC-P, IP
 GTX27755	Cytokeratin 19 antibody [BA-17]	WB, ICC/IF, IHC-P, FACS, IP
 GTX102758	Cytokeratin 2 antibody [N2C2], Internal	WB, ICC/IF, IHC-P
 GTX110600	Cytokeratin 20 antibody [N2C2], Internal	WB, ICC/IF, IHC-P
 GTX11215	Cytokeratin 4 antibody [6B10]	WB, ICC/IF, IHC-P, IHC-Fr, Dot
 GTX22535	Cytokeratin 5 + 18 antibody [C-50]	WB, ICC/IF, IHC-P, IP
 GTX113219	Cytokeratin 5 antibody	WB, ICC/IF, IHC-P
 GTX105355	Cytokeratin 6 antibody	WB, IHC-P
 GTX01662	Cytokeratin 7 + 8 antibody [CAM5.2] (ready-to-use)	IHC-P
 GTX109723	Cytokeratin 7 antibody [N1C2]	WB, ICC/IF, IHC-P, IHC-Fr
 GTX01669	Cytokeratin 8 + 18 antibody [B22.1 + B23.1]	IHC-P
 GTX112975	Cytokeratin 8 antibody [N1C1]	WB, ICC/IF, IHC-P
 GTX100443	E-Cadherin antibody	WB, ICC/IF, IHC-P, IHC-Wm, IP
 GTX121919	EGFR antibody [N1-2], N-term	WB, ICC/IF, IHC-P, FACS, IP
 GTX70171	Estrogen Receptor alpha antibody [1F3]	WB, IHC-Fr, FACS, IP
 GTX70174	Estrogen Receptor beta antibody [14C8]	WB, ICC/IF, IHC-P, IHC-Fr, FACS, Dot, ChIP assay, IHC
 GTX112794	Fibronectin antibody [N1N2], N-term	WB, ICC/IF, IHC-P, IHC-Fr, IP, ELISA
 GTX104557	Glypican 1 antibody [N3C3]	WB, ICC/IF, IHC-P, FACS, IP, ELISA
 GTX01702	Glypican-3 antibody [1G12]	WB, IHC-P, FACS, IP
 GTX107702	GOLPH2 antibody [C3], C-term	WB, ICC/IF, IHC-P
 GTX50425	Her2 / ErbB2 antibody	WB, ICC/IF, IHC-P
 GTX82790	Hexokinase 1 antibody [3A10]	WB, ICC/IF, IHC-P, FACS, ELISA
 GTX127309	HIF1 alpha antibody	WB, ICC/IF, IHC-P, IHC-Fr, IP, ChIP assay
 GTX22771	HIF1 beta antibody [2B10]	WB, ICC/IF, IHC-P, IP, Gel supershift assays, IHC
 GTX30114	HIF2 alpha antibody	WB, ICC/IF, IHC-P, IHC
 GTX116041	H-Ras antibody	WB, ICC/IF, IHC-P, IP
 GTX105179	IDH1 antibody	WB, IHC-P, IP

Cancer Research

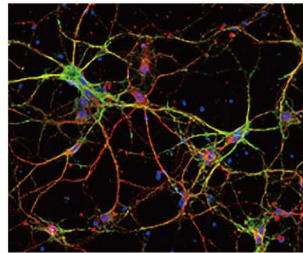
	Cat. No.	Product Name	Applications
	GTX628487	IDH2 antibody [GT673]	WB, ICC/IF, IHC-P
	GTX110527	IL6 antibody	WB, IHC-P, IHC-Fr
	GTX16667	Ki67 antibody [SP6]	WB, ICC/IF, IHC-P, IHC-Fr, FACS, IHC
	GTX101416	LDHA antibody	WB, ICC/IF, IHC-P
	GTX20787	Melanoma antibody [HMB45]	IHC-P
	GTX01743	MITF antibody [C5 + D5]	WB, ICC/IF, IHC-P, ChIP assay
	GTX15481	MUC1 antibody	WB, IHC-P
	GTX100664	MUC2 antibody [C3], C-term	ICC/IF, IHC-P, IHC-Fr, IHC
	GTX127345	N-Cadherin antibody	WB, ICC/IF, IHC-P, IHC-Fr
	GTX108598	N-RAS antibody	WB
	GTX01774	NSE antibody [5E2]	WB, IHC-P
	GTX20080	p19ARF antibody	WB, ICC/IF, IHC-P, IHC-Fr, ELISA
	GTX70214	p53 antibody [DO1]	WB, ICC/IF, IHC-P, IHC-Fr, FACS, IP, ELISA
	GTX26401	pan Cytokeratin antibody [PCK-26]	WB, ICC/IF, IHC-P, IHC-Fr, FACS, Dot, Blocking, IHC
	GTX133619	PDGF Receptor alpha antibody	WB, ICC/IF, IHC-Fr
	GTX42416	PDGF Receptor beta antibody [PR7212]	WB, ICC/IF, IHC-P, IHC-Fr, FACS, IP, Depletion
	GTX104763	PD-L1 antibody	WB, ICC/IF, IHC-P, IHC-Fr
	GTX132293	PHD2 antibody	WB, ICC/IF, IHC-Fr
	GTX107977	PKM antibody	WB, ICC/IF, IHC-P, IP
	GTX116051	Progesterone Receptor antibody [N1], N-term	ICC/IF, IHC-P
	GTX104015	Pyruvate Dehydrogenase E1 alpha antibody	WB, ICC/IF, IHC-P, IP
	GTX104040	Pyruvate Dehydrogenase E1 beta subunit antibody	WB, ICC/IF, IHC-P
	GTX132480	RAS antibody	WB, IHC-P
	GTX01813	Rb antibody [G3-245]	WB, ICC/IF, IHC-P, IHC-Fr, FACS, ChIP assay
	GTX129573	S100 beta antibody	WB, ICC/IF, IHC-P, IHC-Fr
	GTX128796	SLUG antibody	WB, IHC-P
	GTX111123	SMAD2 / SMAD3 antibody	WB, ICC/IF, IHC-P, FACS, IP, ChIP assay
	GTX111075	SMAD2 antibody	WB, ICC/IF, IHC-P
	GTX00969	SMAD3 (phospho Ser423/Ser425) antibody [GT1207]	WB, IHC-P
	GTX112980	SMAD4 antibody	WB, ICC/IF, IHC-P
	GTX125918	SNAI1 antibody	WB, ICC/IF, IHC-P, IHC
	GTX130967	Thrombospondin 1 antibody	WB, ICC/IF
	GTX21823	Thrombospondin antibody [A6-1]	WB, IHC-P, Neutralizing/Inhibition
	GTX107818	TIE1 antibody	WB, IHC-P
	GTX107505	TIE2 antibody	WB
	GTX60776	Twist1 antibody [10E4E6]	WB, ICC/IF, IHC-P, FACS, ELISA
	GTX127310	Twist1/2 antibody	WB, IHC-P, IHC
	GTX100467	uPAR antibody	WB, ICC/IF, IHC-P
	GTX633705	VE-Cadherin antibody [GT1369]	WB, ICC/IF
	GTX102643	VEGF antibody	WB, IHC-P, ELISA, IHC
	GTX17530	VEGF Receptor 2 antibody	WB, IHC
	GTX100807	VEGF Receptor 3 antibody	WB
	GTX113574	VEGFC antibody	WB, IHC-P
	GTX100805	VEGFD antibody [N3C3]	WB, IHC-P
	GTX101087	Von Hippel Lindau antibody	WB, ICC/IF, IHC-P, IP
	GTX26994	VWF antibody	WB, IHC-P

Neuroscience Research

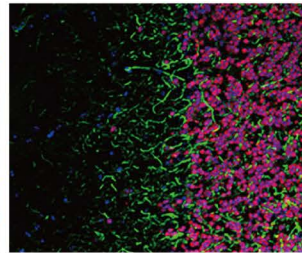
CNS Cell Markers



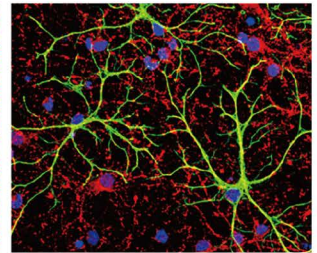
SOX2 antibody [N1C3]
(GTX101507)



NCAM antibody
(GTX133217)

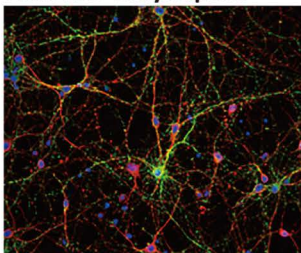


NF-H antibody [GT114]
(GTX634289)

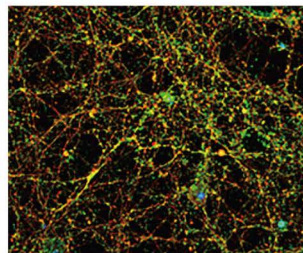


GFAP antibody
(GTX108711)

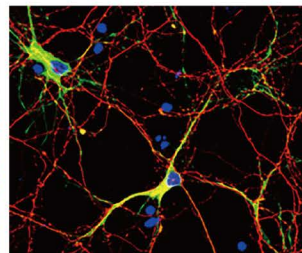
Neurites & Synapses



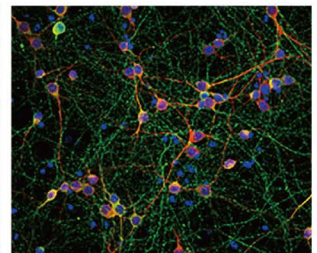
Synaptophysin antibody
(GTX100865)



PSD95 antibody
(GTX133091)

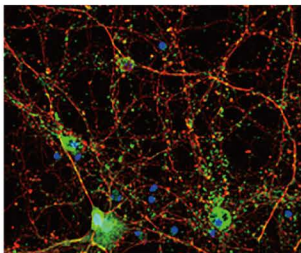


MAP2 antibody
(GTX133109)

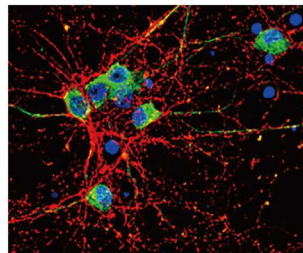


Tau antibody
(GTX130462)

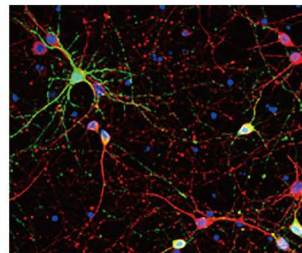
Neurotransmission



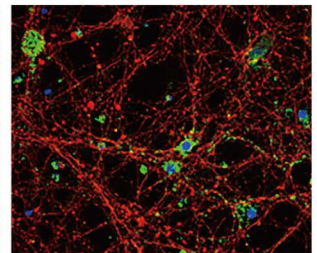
Choline Acetyltransferase
antibody [N1N3] (GTX113164)



NMDAR1 antibody
(GTX133097)

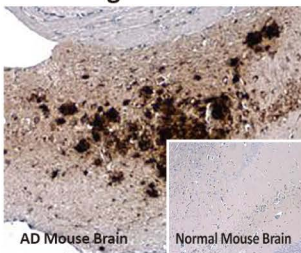


GABA antibody
(GTX125988)

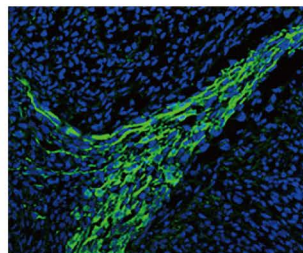


5-HT1A receptor antibody [N3C1],
Internal (GTX104703)

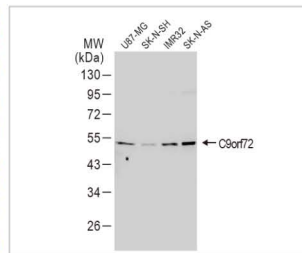
Neurodegenerative Disorders



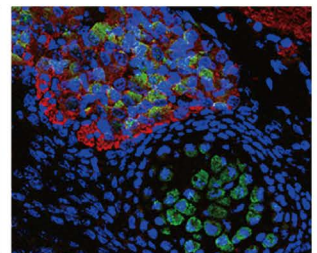
beta Amyloid (1-42) antibody –
Conformation Specific
(GTX134510)



alpha Synuclein antibody
(GTX112799)



C9orf72 antibody [GT779]
(GTX632041)



SOD1 antibody
(GTX100554)

Citation Support KO/KD Validation Comparable Abs Orthogonal Validation Protein Overexpression

Neuroscience Research

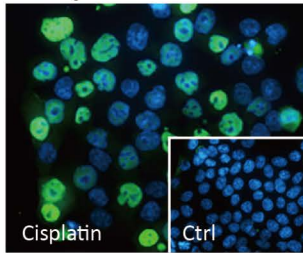
Cat. No.	Product Name	Applications
GTX104703	5-HT1A receptor antibody [N3C1], Internal	WB, ICC/IF, IHC-Fr
GTX100923	ACE antibody	WB
GTX22803	AChE antibody [HR2]	WB, ICC/IF, IHC-P, IHC-Fr, IP, ELISA, IHC
GTX100190	alpha 1a Adrenergic Receptor antibody	WB, ICC/IF, IHC-P
GTX21904	alpha Synuclein antibody [4B12]	WB, IHC-P, IHC-Fr, Dot, ELISA, IHC
GTX100053	Apolipoprotein E antibody [C2C3], C-term	WB, ICC/IF, IHC-P, IP, ELISA, Sandwich ELISA
GTX133151	Aquaporin 4 antibody	WB, ICC/IF, IHC-P, IHC-Fr, IHC (Free Floating)
GTX132621	BDNF antibody	WB, ICC/IF, IHC-P
GTX23546	beta 1 Adrenergic Receptor antibody	WB, ICC/IF, IHC-Fr, IHC
GTX100040	beta 2 Adrenergic Receptor antibody [C2C3], C-term	WB
GTX134510	beta Amyloid (1-42) antibody – Conformation Specific	IHC-P, Dot, ELISA, Sandwich ELISA
GTX631836	beta Tubulin 3/ Tuj1 antibody [GT11710]	WB, ICC/IF, IHC-P, IHC-Fr, IP
GTX50643	BMAL1 antibody	WB, ICC/IF, IHC-Fr
GTX114650	Brn2 antibody	WB, ICC/IF, IHC-P, IHC-Fr, IP, ChIP assay, IHC
GTX634482	C9orf72 antibody [GT1553]	WB, IHC-P
GTX28137	Calcitonin antibody	IHC-P, IHC-Fr
GTX59715	CLOCK antibody	WB
GTX72341	CNPase antibody [11-5B]	WB, ICC/IF, IHC-P, IHC-Fr, IHC
GTX33120	CRY1 antibody	WB
GTX100354	Dopamine Receptor D1 antibody [C2C3], C-term	WB, ICC/IF, IHC-P, IHC-Fr
GTX17570	Dopamine Receptor D2 antibody	WB, IHC-P, IHC-Fr
GTX77969	Dopamine Receptor D5 antibody	WB, IHC-P, IHC-Fr
GTX134052	Doublecortin antibody	WB, ICC/IF, IHC-P, IHC-Fr
GTX20262	EAAT1 antibody	WB, ICC/IF, IHC-P, IHC-Fr, FACS, ELISA
GTX37432	EAAT2 antibody	IHC-P
GTX104027	GABA A Receptor alpha 1 antibody [N1C1]	WB, IHC-P
GTX82689	GABA A Receptor alpha 2 antibody	WB
GTX130947	GABA A Receptor alpha 6 antibody	WB
GTX82680	GABA A Receptor beta 3 (phospho Ser408/409) antibody	WB
GTX125988	GABA antibody	ICC/IF, IHC-P, IHC-Fr, Dot, IHC
GTX133150	GABA Transporter 1 / GAT1 antibody	WB, ICC/IF, IHC-P, IHC-Fr
GTX133096	GAD65 antibody	WB, IHC-P, IHC-Fr
GTX101881	GAD67 antibody	WB, ICC/IF, IHC-P, IHC-Fr, IHC (Free Floating)
GTX127937	GAP43 antibody	WB, ICC/IF, IHC-P, IHC-Fr
GTX82674	GAT2 antibody	WB, IHC
GTX108711	GFAP antibody	WB, ICC/IF, IHC-P, IHC-Fr, IHC
GTX109121	Glutamine synthetase antibody	WB, ICC/IF, IHC-P, IHC-Fr, IP, IHC
GTX113340	Grp78 antibody	WB, ICC/IF, IHC-P
GTX111069	HSC70 antibody [N2C1], Internal	WB, ICC/IF, IHC-P
GTX100042	Iba1 antibody	WB, ICC/IF, IHC-P, IHC-Fr, FACS, IHC, IHC (Free Floating)
GTX130246	iNOS antibody	WB, ICC/IF, IHC-P
GTX133104	IP3 Receptor I antibody	WB, ICC/IF, IHC-Fr
GTX54772	IP3 Receptor II antibody	WB, IHC-Fr
GTX133109	MAP2 antibody	WB, ICC/IF, IHC-P, IHC-Fr
GTX106283	MOG antibody [C2C3], C-term	WB, ICC/IF, IHC-Fr
GTX133108	Myelin basic protein antibody	WB, ICC/IF, IHC-P, IHC-Fr, IHC, IHC (Free Floating)
GTX01477-10	NCAM antibody [MY31] (PE-Cy7)	FACS
GTX630201	Nestin antibody [GT623]	WB, ICC/IF, IHC-P, IHC-Fr
GTX134069	NeuroD1 antibody	WB, ICC/IF, IHC-P
GTX10980	Neuropeptide Y antibody	IHC-Fr, ELISA
GTX110065	NF-H antibody	WB, ICC/IF, IHC-P, IHC-Fr

Neuroscience Research

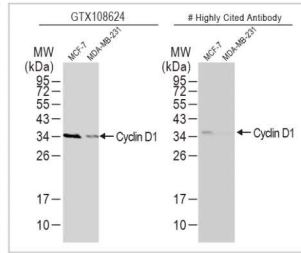
Cat. No.	Product Name	Applications
GTX85461	NF-M antibody	WB, ICC/IF, IHC
GTX133097	NMDAR1 antibody	WB, ICC/IF, IHC-P, IHC-Fr
GTX134064	NMDAR2A antibody	WB, ICC/IF
GTX109713	NMDAR2B antibody [C2C3], C-term	WB, ICC/IF
GTX103179	NRF1 antibody	WB, ICC/IF, IHC-P, IP
GTX132732	OLIG2 antibody	WB, ICC/IF, IHC-P, IHC-Fr
GTX133210	OTX2 antibody	WB, IHC-P, IHC-Fr
GTX16827	P2X7 antibody	WB, ICC/IF, IHC-Fr, FACS, LCI
GTX01790	PAX2 antibody [EP235]	IHC-P
GTX81771	PAX4 antibody, Internal	WB, IHC-P, FACS
GTX54532	PAX5 antibody	WB, ICC/IF, IHC-P, FACS, IP
GTX113241	PAX6 antibody	WB, ICC/IF, IHC-P, IHC-Fr, IP
GTX77888	PAX7 antibody, C-term	WB, ICC/IF, IHC
GTX101583	PAX8 antibody	WB, ICC/IF, IHC-P, IP, ChIP assay, IHC
GTX134478	PER2 antibody	WB
GTX109637	PGP9.5 antibody	WB, ICC/IF, IHC-P, IHC-Fr
GTX10410	PGP9.5 antibody	ICC/IF, IHC-Fr, IHC
GTX130453	PKC alpha antibody	WB, ICC/IF, IHC-Fr
GTX133091	PSD95 antibody	WB, ICC/IF, IHC-P, IHC-Fr
GTX100029	ROR alpha antibody [N2N3]	WB
GTX129573	S100 beta antibody	WB, ICC/IF, IHC-P, IHC-Fr
GTX20263	Serotonin antibody	IHC-P, IHC
GTX31099	Serotonin antibody [5-HT-H209]	ICC/IF, IHC-P, IHC-Fr, IHC
GTX12057	Serotonin Transporter antibody	WB, IHC-P
GTX100554	SOD1 antibody	WB, ICC/IF, IHC-P, ELISA, Sandwich ELISA
GTX35083	SOX10 antibody [SOX10/991]	WB, IHC-P, Protein Array
GTX101507	SOX2 antibody [N1C3]	WB, ICC/IF, IHC-P, IHC-Fr, FACS, IP
GTX100865	Synaptophysin antibody	WB, ICC/IF, IHC-P, IHC-Fr, IHC-Wm
GTX86147	Tau (phospho Ser422) antibody	WB, IHC-P
GTX49353	Tau antibody	WB, ICC/IF
GTX114210	TDP43 antibody	WB, ICC/IF, IHC-P, IP, ChIP-seq, RIP
GTX129604	Timeless antibody	WB, ICC/IF, IP
GTX113016	Tyrosine Hydroxylase antibody	WB, ICC/IF, IHC-P, IHC-Fr
GTX10372	Tyrosine Hydroxylase antibody [185]	WB, ICC/IF, IHC-P, IHC-Fr, IHC
GTX101908	VGAT antibody [N1N2], N-term	WB, ICC/IF, IHC-P, IHC-Fr
GTX133148	VGLUT1 antibody	WB, ICC/IF, IHC-P, IHC-Fr

Cell Biology Research

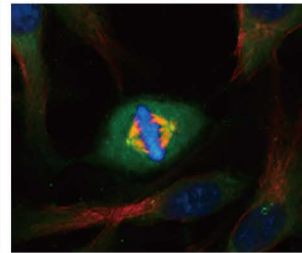
Cell Cycle



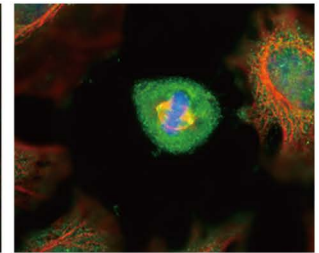
p21 Cip1 antibody [GT1032]
(GTX629543)   



Cyclin D1 antibody [N1C3]
(GTX108624)     

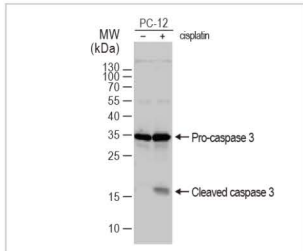


gamma Tubulin antibody
(GTX113286)  

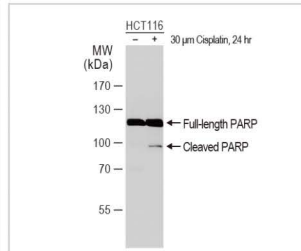


Aurora A antibody [C3], C-term
(GTX104620)  

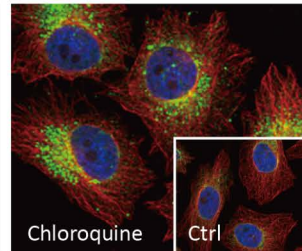
Cell Death



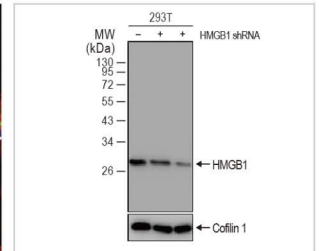
Caspase 3 antibody
(GTX110543)   



PARP antibody [N2C1], Internal
(GTX112864)     

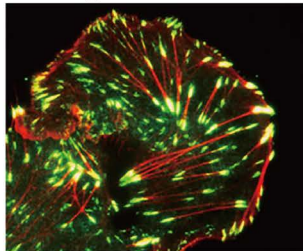


LC3B antibody
(GTX127375)   

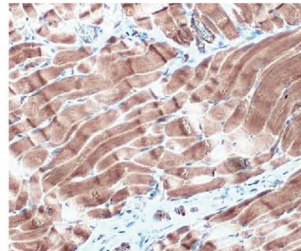


HMGB1 antibody [GT427]
(GTX629445)  


Cell Migration



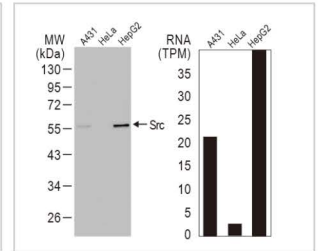
Paxillin antibody
(GTX125891)  



Desmin antibody
(GTX103557)  

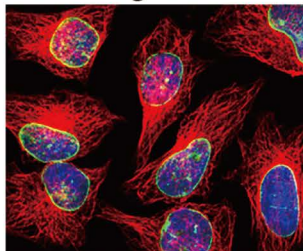


Integrin beta 1 / CD29 antibody
(GTX128839)   

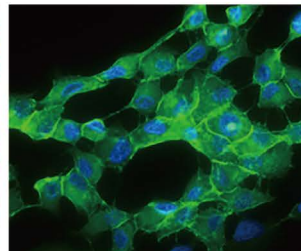




Src antibody
(GTX134412)  

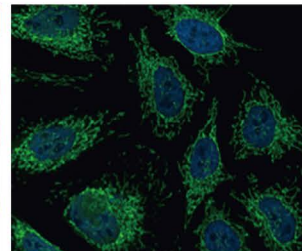
Cellular Organelles



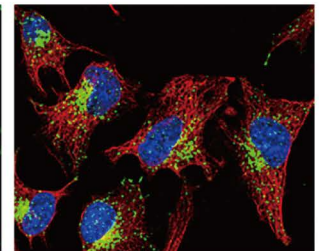
Lamin A + C antibody
(GTX101127)   






pan Cadherin antibody
(GTX132646)  



TOMM20 antibody
(GTX133756)   









































LAMP1 antibody [GT25212]
(GTX634336)   

Cell Biology Research

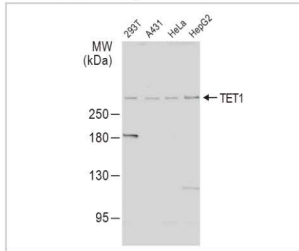
	Cat. No.	Product Name	Applications
	GTX101070	Annexin A1 antibody	WB, ICC/IF, IHC-P, IP
	GTX115600	Annexin A10 antibody [N1C1]	WB, IHC-P
	GTX101902	Annexin II antibody	WB, ICC/IF, IHC-P
	GTX30892	Annexin III antibody, N-term	WB, IHC-P
	GTX103249	Annexin IV antibody	WB, ICC/IF, IHC-P, IP
	GTX103250	Annexin V antibody	WB, FACS
	GTX114255	Annexin XI antibody	WB
	GTX124181	ATG12 antibody	WB, IHC-P, IP
	GTX85183	ATG13 antibody	WB, IHC-P, ELISA
	GTX129098	ATG16L1 antibody	ICC/IF, IHC-P
	GTX62753	ATG4A antibody [EPR4122]	WB, IHC-P, IP
	GTX113309	ATG5 antibody	WB, ICC/IF, IHC-P, PLA
	GTX113613	ATG7 antibody [N3C2], Internal	WB
	GTX128427	ATG9A antibody	WB, ICC/IF, IHC-P, IP
	GTX59676	ATGL antibody	WB, IP, IHC
	GTX13824	Aurora A antibody [35C1]	WB, ICC/IF, IHC-P, IP, IHC, PLA
	GTX130211	Aurora B antibody	WB
	GTX130108	Bad antibody	WB
	GTX100064	Bcl-2 antibody [N1N2], N-term	WB, ICC/IF, IHC-P
	GTX105661	Bcl-X antibody	WB, ICC/IF, IHC-P, IP
	GTX59678	Bcl-XL antibody	WB, IP
	GTX124266	Bcl-XS antibody	WB, IHC-P, IP
	GTX31722	Beclin 1 antibody	WB, ICC/IF, IHC-P, ELISA
	GTX10026	C Reactive Protein antibody [C1]	WB, ELISA, IHC, Purification, Turbidimetry
	GTX14367	Caspase 1 antibody [14F468]	WB, IHC-P, FACS
	GTX113148	Caspase 10 antibody	WB, ICC/IF, IHC-P
	GTX132298	Caspase 12 antibody	WB
	GTX111888	Caspase 14 antibody	WB
	GTX110543	Caspase 3 antibody	WB, ICC/IF, IHC-P, IHC-Fr, IP
	GTX113639	Caspase 4 antibody	WB, IHC-P
	GTX01098	Caspase 6 antibody [GT1155]	WB, ICC/IF
	GTX22301	Caspase 7 antibody [B4-G2]	WB, IP
	GTX110723	Caspase 8 antibody	WB, ICC/IF, IHC-P
	GTX112888	Caspase 9 antibody [N2C3]	WB, IHC-P, IP
	GTX107558	Cdk15 antibody [N1C3]	WB, IHC-P
	GTX101226	CDK2 antibody [N1C3]	WB
	GTX102993	CDK4 antibody	WB, ICC/IF, IHC-P
	GTX108328	CDK5 antibody [C2C3], C-term	WB, ICC/IF, IHC-P, IHC
	GTX103992	CDK6 antibody [N1C3]	WB, ICC/IF, IHC-P
	GTX111919	CDK7 antibody	WB, IHC-P, IP
	GTX107758	CDK9 antibody [N3C3]	WB, ICC/IF, IHC-P
	GTX110020	CDKAL1 antibody	WB, IHC-P
	GTX102156	Cofilin 1 antibody	WB, ICC/IF, IHC-P, IHC-Fr
	GTX27956	Cyclin A antibody	WB, IP, IHC
	GTX103042	Cyclin A2 antibody	WB, ICC/IF, IHC-P, IP
	GTX100911	Cyclin B1 antibody	WB, ICC/IF, IHC-P
	GTX108624	Cyclin D1 antibody [N1C3]	WB, ICC/IF, IP, ELISA, Sandwich ELISA
	GTX133418	Cyclin D2 antibody	WB, ICC/IF, IHC-P
	GTX101522	Cyclin D3 antibody	WB, ICC/IF, IHC-P
	GTX23927	Cyclin E antibody [HE12]	WB, IHC-P
	GTX103045	Cyclin E1 antibody	WB, ICC/IF
	GTX48724	Cyclin E2 antibody	WB, IP, ELISA

Cell Biology Research

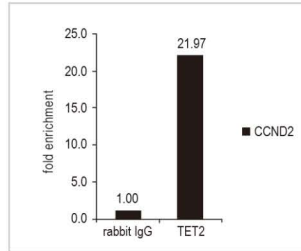
Cat. No.	Product Name	Applications
 GTX77670	Cyclin G2 antibody, N-term	WB
 GTX55316	Cyclin H (phospho Thr315) antibody	WB
 GTX48663	Cyclin L1 (Isoform 1) antibody	WB, IHC-P, IP, ELISA
 GTX103557	Desmin antibody	WB, ICC/IF, IHC-P, IHC-Fr, FACS
 GTX129840	FAK (phospho Tyr397) antibody	WB, ICC/IF, IHC-P
 GTX113286	gamma Tubulin antibody	WB, ICC/IF, IHC-P, IHC-Wm, IP, IHC (Formalin), IHC
 GTX101277	HMGB1 antibody	WB, ICC/IF, IHC-P, IHC
 GTX01474	Integrin alpha 2 antibody [HMa2]	FACS, IP
 GTX76407	Integrin alpha 4 antibody [HP2/1]	ICC/IF, IHC-Fr, FACS, IP, Neutralizing/Inhibition
 GTX130705	Integrin alpha 5 antibody	WB
 GTX76413	Integrin alpha 6 antibody [NKI-GoH3]	IHC-Fr, FACS, IP, Blocking, IHC
 GTX64393	Integrin alpha E antibody	WB
 GTX39495	Integrin alpha E2 antibody [OX-62]	WB, IHC-Fr, FACS, IP, IHC
 GTX76488	Integrin alpha V + beta 3 antibody [23C6]	ICC/IF, IHC-Fr, FACS, IP, Functional Assay
 GTX100789	Integrin alpha V antibody [C2C3], C-term	WB, IHC-P, ELISA
 GTX128839	Integrin beta 1 / CD29 antibody	WB, ICC/IF, IHC-P, IHC-Fr, IP
 GTX01640	Integrin beta 3 antibody [2f2]	IHC-P
 GTX75043	Integrin beta 4 antibody [450-9D] (Azide free)	WB, ICC/IF, IHC-Fr, FACS, IP
 GTX101127	Lamin A + C antibody	WB, ICC/IF, IHC-P, IP
 GTX103292	Lamin B1 antibody	WB, IHC-P, IP
 GTX628803	Lamin B2 antibody [GT144]	WB, ICC/IF, IHC-P, IP
 GTX27463	Laminin antibody	WB, ICC/IF, IHC-P, IHC-Fr, IHC (Free Floating)
 GTX13523	LAMP1 antibody [Ly1C6]	WB, ICC/IF
 GTX103214	LAMP2 antibody	WB, ICC/IF, IHC-P
 GTX127375	LC3B antibody	WB, ICC/IF, IHC-P, IHC-Fr, FACS, IP
 GTX101416	LDHA antibody	WB, ICC/IF, IHC-P
 GTX101557	mTOR antibody [C3], C-term	WB, ICC/IF, IHC-P, IP, ChIP assay
 GTX115378	NDP52 antibody	WB, ICC/IF, IHC-P, IP
 GTX103322	NRF2 antibody [N2C2], Internal	WB, ICC/IF, IHC-P, IP, ChIP assay
 GTX100444	p21 Cip1 antibody	WB, ICC/IF
 GTX100573	PARP antibody	WB, ICC/IF, IHC-P, IHC-Fr, IP, ChIP assay
 GTX125891	Paxillin antibody	WB, ICC/IF, IHC-P, IP
 GTX100685	SQSTM1 / P62 antibody [N3C1], Internal	WB, ICC/IF, IHC-P, FACS, IP
 GTX134412	Src antibody	WB
 GTX70250	SRC1 antibody [1135]	WB, IP, ChIP assay
 GTX113869	SRC3 antibody [N1N2], N-term	WB, ICC/IF, IHC-P
 GTX110520	TNF alpha antibody	WB, ICC/IF, IHC-P, IHC-Fr
 GTX133756	TOMM20 antibody	WB, ICC/IF, IHC-P

Epigenetics Research

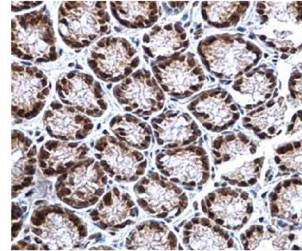
DNA Methylation




TET1 antibody [N3C1]
(GTX124207)   



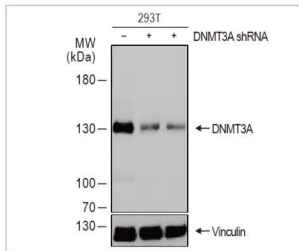
TET2 antibody [N2-2]
(GTX124205)  



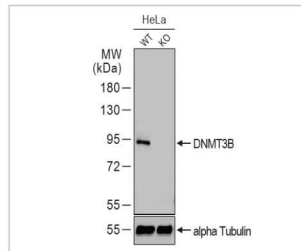
TET3 antibody [C3], C-term
(GTX121453)  



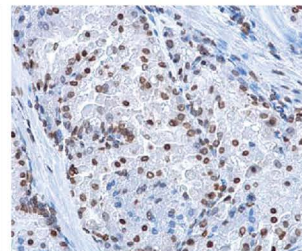
DNMT1 antibody [N1], N-term
(GTX116011)   




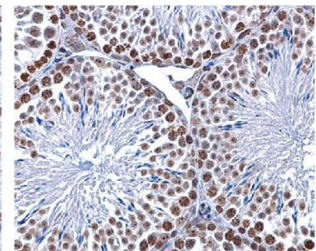
DNMT3A antibody
(GTX129125)   



DNMT3B antibody
(GTX129127)   





5-Hydroxymethylcytosine /
5-hmC antibody [GT13612]
(GTX629765) 

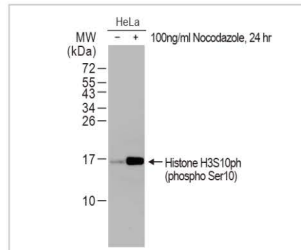


5-Methylcytosine / 5-mC antibody
[GT4111] (GTX629448) 

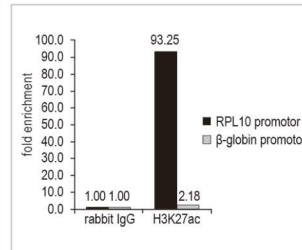
Histone Modifications




Histone H3K27me3 (Tri-methyl
Lys27) antibody (GTX121184)
 





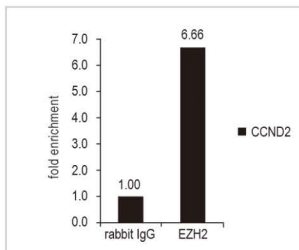
Histone H3S10ph (phospho Ser10)
antibody (GTX128116)  



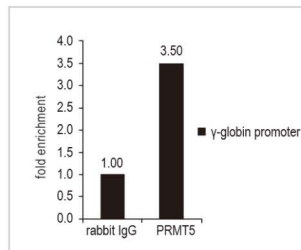
Histone H3K27ac (Acetyl Lys27)
antibody (GTX128944)  



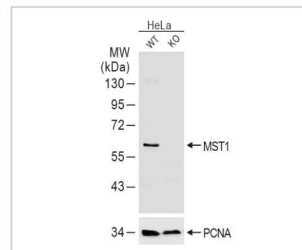
Histone H2A.XS139ph (phospho
Ser139) antibody (GTX127340)
 



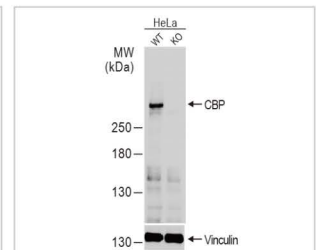
EZH2 antibody
(GTX110384) 



PRMT5 antibody [N1C1]
(GTX116004) 



MST1 antibody
(GTX109294)  



























CBP antibody [C3], C-term
(GTX101249)   

Epigenetics Research

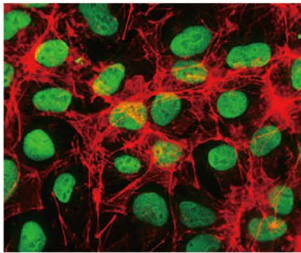
Cat. No.	Product Name	Applications
GTX629765	5-Hydroxymethylcytosine / 5-hmC antibody [GT13612]	IHC-P, IHC-Fr, Dot, EM, MeDIP
GTX33605	5-Hydroxymethylcytosine / 5-hmC antibody [RM236]	ICC/IF, IHC-P, FACS, Dot, ELISA, MeDIP
GTX21884	5-Methylcytosine / 5-mC antibody	WB, ICC/IF, FACS, IP, Dot, IHC
GTX128455	5-Methylcytosine / 5-mC antibody	Dot, EM, MeDIP
GTX75897	5-Methylcytosine / 5-mC antibody [33D3]	ICC/IF, IHC-P, IHC-Fr, FACS, ELISA, Immunoblotting, MeDIP
GTX629448	5-Methylcytosine / 5-mC antibody [GT4111]	IHC-P, IHC-Fr, IHC-Wm, Dot, EM, MeDIP
GTX33606	5-Methylcytosine / 5-mC antibody [RM231]	ICC/IF, FACS, Dot, ELISA, IHC, MeDIP
GTX101249	CBP antibody [C3], C-term	WB, ICC/IF, IHC-P, IP, ChIP assay
GTX116011	DNMT1 antibody [N1], N-term	WB, ICC/IF, IHC-P, IP, ChIP assay
GTX129125	DNMT3A antibody	WB, ICC/IF, IHC-P, IP, EM
GTX129127	DNMT3B antibody	WB, ICC/IF, IHC-P, IP
GTX110384	EZH2 antibody	WB, ICC/IF, ChIP assay
GTX82503	EZH2 antibody	WB, ICC/IF, IHC-P, FACS
GTX01686	EZH2 antibody [11]	WB, ICC/IF, IHC-P, IHC-Fr, FACS
GTX114462	Histone H1.0 antibody	WB, ICC/IF, IHC-P
GTX122561	Histone H1.2 antibody	WB, ICC/IF, IHC-P
GTX88006	Histone H1K25ac (acetyl Lys25) antibody	WB, IHC-P
GTX121669	Histone H1S35ph (phospho Ser35) antibody	WB, ICC/IF, IHC-P
GTX129418	Histone H2A antibody	WB, ICC/IF, IHC-P
GTX81004	Histone H2A type 1H antibody, N-term	WB, IHC-P, FACS
GTX108272	Histone H2A.X antibody	WB, ICC/IF, IHC-P, IP
GTX127340	Histone H2A.XS139ph (phospho Ser139) antibody	WB, ICC/IF, IHC-P, IHC-Fr, IHC-Wm
GTX628789	Histone H2A.XS139ph (phospho Ser139) antibody [GT2311]	WB, ICC/IF, IHC-P, IP
GTX108298	Histone H2A.Z antibody	WB, ICC/IF, IHC-P
GTX633388	Histone H2AK5ac (acetyl Lys5) antibody [GT1262]	WB, ICC/IF, IHC-P
GTX115955	Histone H2B antibody	WB, ICC/IF, IHC-P
GTX128963	Histone H2BK5ac (acetyl Lys5) antibody	WB, ICC/IF, Dot
GTX122148	Histone H3 antibody	WB, ICC/IF, IHC-P, IP, ChIP assay, IHC
GTX129546	Histone H3 antibody	WB, IHC-P
GTX115549	Histone H3.3B antibody	WB, ICC/IF, IHC-P
GTX88008	Histone H3K14ac (Acetyl Lys14) antibody	WB, ICC/IF
GTX128943	Histone H3K18ac (Acetyl Lys18) antibody	WB, ICC/IF, IHC-P, IP, Dot, ChIP assay
GTX128944	Histone H3K27ac (Acetyl Lys27) antibody	WB, ICC/IF, IHC-P, IP, Dot, ChIP assay, EM
GTX121184	Histone H3K27me3 (Tri-methyl Lys27) antibody	WB, ICC/IF, IHC-P, IHC-Fr, IHC-Wm, Dot, EM
GTX60892	Histone H3K27me3 (Tri-methyl Lys27) antibody [RM175]	WB, ICC/IF, ELISA, ChIP assay, IHC
GTX54108	Histone H3K36me2 (di-methyl Lys36) antibody	WB, ICC/IF, IHC-P, Dot, ChIP assay
GTX50908	Histone H3K36me3 (Tri-methyl Lys36) antibody [MABI0333]	WB, ICC/IF, ELISA, ChIP assay
GTX60818	Histone H3K4me1 (Mono-methyl Lys4) antibody - ChIP grade	WB, ICC/IF, Dot, ELISA, ChIP assay, Protein Array
GTX121915	Histone H3K4me2 (Di-methyl Lys4) antibody	WB, ICC/IF, IHC-P, IP, ChIP assay
GTX128954	Histone H3K4me3 (Tri-methyl Lys4) antibody	WB, ICC/IF, IHC-P, IHC-Wm, Dot, ChIP assay, EM
GTX60902	Histone H3K56ac (Acetyl Lys56) antibody [RM179]	WB, ICC/IF, ELISA, ChIP assay, IHC
GTX12179	Histone H3K9ac (Acetyl Lys9) antibody [AH3-120]	WB, ICC/IF, ELISA
GTX50898	Histone H3K9ac (Acetyl Lys9) antibody [MABI0305]	WB, ICC/IF, IP, ChIP assay
GTX122648	Histone H3K9K14ac (Acetyl Lys9/Lys14) antibody	WB, ICC/IF, Dot
GTX60894	Histone H3K9me1 (Mono-methyl Lys9) antibody [RM150]	WB, ICC/IF, ELISA, ChIP assay
GTX54102	Histone H3K9me2 (di-methyl Lys9) antibody	WB, ICC/IF, IHC-P, Dot, ChIP assay
GTX121677	Histone H3K9me3 (Tri-methyl Lys9) antibody	WB, ICC/IF, IHC-P, IP, ChIP assay, EM
GTX124113	Histone H3R17me2 (Asymmetric Di-methyl Arg17) antibody	WB, IHC-P, Dot
GTX128116	Histone H3S10ph (phospho Ser10) antibody	WB, ICC/IF, IHC-P, IHC-Wm, IP, ChIP assay
GTX60916	Histone H3T6ph (phospho Thr6) antibody [RM160]	WB, ELISA
GTX129560	Histone H4 antibody	WB, ICC/IF, IHC-P, Dot
GTX128959	Histone H4K20me1 (monomethyl Lys20) antibody	WB, ICC/IF, Dot

Epigenetics Research

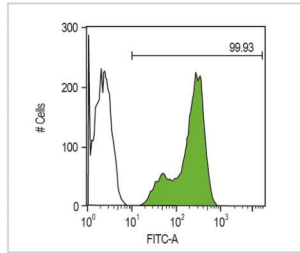
Cat. No.	Product Name	Applications
 GTX630545	Histone H4K20me2 (dimethyl Lys20) antibody [GT1851]	WB, ICC/IF, IP, Dot, ChIP assay
 GTX122653	Histone H4K5K8K12K16ac (acetyl Lys5/Lys8/Lys12/Lys16) antibody	WB, ICC/IF, IHC-P, Dot
 GTX633420	Histone H4K8ac (acetyl Lys8) antibody [GT478]	WB, ICC/IF, IHC-P
 GTX127905	HYPB/SETD2 antibody	WB, IHC-P
 GTX133948	MST1 (phospho Thr183) + MST2 (phospho Thr180) antibody	WB
 GTX109294	MST1 antibody	WB, ICC/IF, IHC-P, IP
 GTX109396	NSD3 antibody [C1C2], Internal	WB, ICC/IF
 GTX23765	PRMT3 antibody	WB, IHC-P, IHC
 GTX628488	PRMT5 antibody [GT3610]	WB, IP
 GTX116004	PRMT5 antibody [N1C1]	WB, IHC-P, IP, ChIP assay
 GTX116570	PRMT7 antibody	WB, ICC/IF, IHC-P, IP, ChIP assay
 GTX113834	SET antibody	WB, ICC/IF, IP
 GTX130194	SETD1A antibody	WB, ICC/IF, IHC-P
 GTX629891	SETD6 antibody [GT688]	WB, IHC-P
 GTX117333	SETD7 antibody [N1C1]	WB
 GTX119440	SETD8 antibody	WB, ICC/IF, IHC-P
 GTX115305	SETDB1 antibody [N1], N-term	WB, IHC-P, IP, ChIP assay
 GTX116510	SMYD2 antibody	WB, ICC/IF, IHC-P, IP
 GTX121945	SMYD3 antibody	WB, ICC/IF, IP, ChIP assay
 GTX627420	TET1 antibody [GT1462]	WB, ICC/IF, IHC-P, IP, ChIP assay
 GTX124207	TET1 antibody [N3C1]	WB, ICC/IF, IHC-P, IP, ChIP assay, IHC
 GTX124205	TET2 antibody [N2-2], N-term	WB, ICC/IF, IHC-P, IP, ChIP assay
 GTX121453	TET3 antibody [C3], C-term	WB, ICC/IF, IHC-P, IHC-Wm, IP, ChIP assay
 GTX400004	Methylated cytosine DNA standard kit	Dot

Stem Cell Research


Common Stem Cell Markers



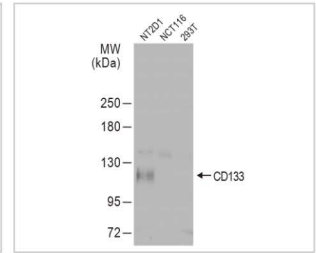
Oct4 antibody [GT486]
(GTX627419)



Nanog antibody [GT3312]
(GTX627421)

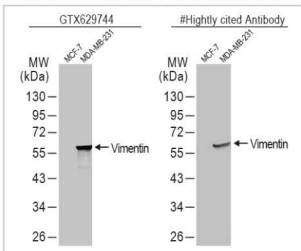


c-Myc antibody
(GTX103436)

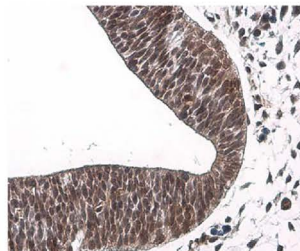


CD133 antibody [C1C2], Internal
(GTX100567)

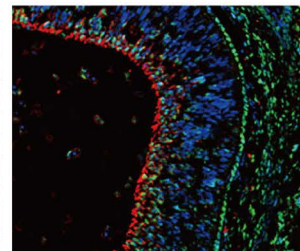
Neural Stem Cell Markers



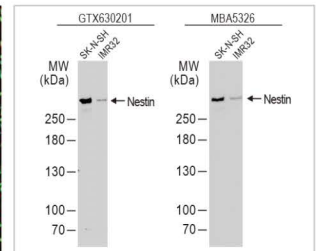
Vimentin antibody [GT812]
(GTX629744)



NeuroD1 antibody
(GTX134069)

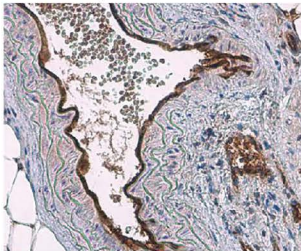


OTX2 antibody
(GTX133210)




Nestin antibody [GT623]
(GTX630201)

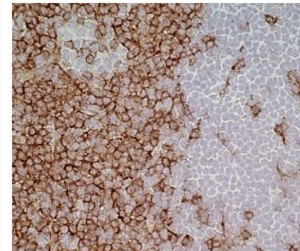
Hematopoietic Stem Cell Markers



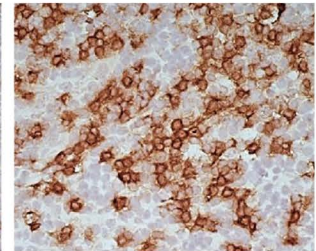
CD31 antibody
(GTX130274)



VEGF Receptor 2 antibody
(GTX129943)

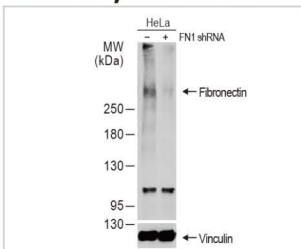


CD4 antibody [W3/25]
(GTX76318)

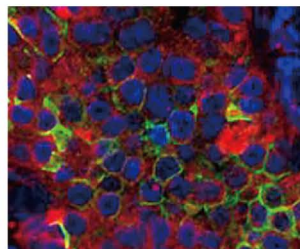


CD8 antibody [LT8]
(GTX74773)

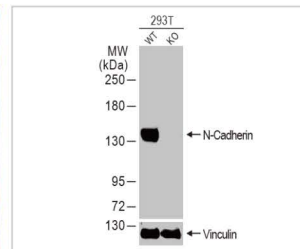
Mesenchymal Stem Cell Markers



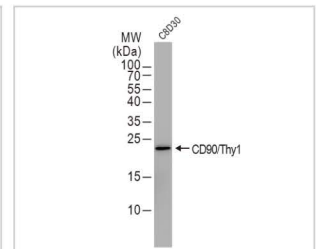
Fibronectin antibody [N1N2],
N-term (GTX112794)



CD73 antibody [N1N3]
(GTX113509)



N-Cadherin antibody
(GTX127345)































CD90 antibody
(GTX130072)

Stem Cell Research

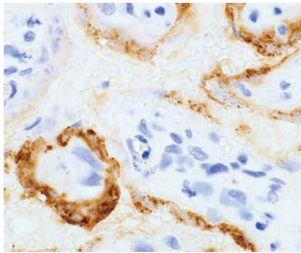
	Cat. No.	Product Name	Applications
	GTX100437	ABCG2 antibody	WB, IHC-P
	GTX100034	alpha Smooth Muscle Actin antibody	WB, ICC/IF, IHC-P, IHC-Fr
	GTX108409	BMP10 antibody [C3], C-term	WB, IHC-P
	GTX64355	BMP2 antibody	WB, IHC-P
	GTX100875	BMP4 antibody	WB, IHC-P, IHC
	GTX108417	BMP9 antibody [C3], C-term	WB, ICC/IF
	GTX113140	BMPR1A antibody	WB
	GTX102453	BMPR1B antibody [N3C3]	WB, IHC-P, IHC-Fr
	GTX60415	BMPR2 antibody [3F6]	WB, ICC/IF, IHC-P, ELISA
	GTX11415	CD105 antibody [SN6] (FITC)	FACS
	GTX74833	CD13 antibody [WM15] (FITC)	FACS
	GTX28158	CD34 antibody [MEC14.7]	WB, ICC/IF, IHC-P, IHC-Fr, FACS, IP, ELISA, IHC
	GTX44531	CD4 antibody [GK1.5]	WB, ICC/IF, IHC-P, IHC-Fr, FACS, IP, Depletion, Neutralizing/Inhibition
	GTX00526	CD45 antibody [HI30]	WB, ICC/IF, IHC-P, IHC-Fr, FACS, IP, Neutralizing/Inhibition
	GTX113509	CD73 antibody [N1N3]	WB, ICC/IF, IHC-P, Neutralizing/Inhibition, PLA
	GTX74773	CD8 antibody [LT8]	ICC/IF, IHC-P, IHC-Fr, FACS, IP, Blocking
	GTX11155	CD90 antibody [F15-42-1] (FITC)	FACS, IHC
	GTX01469	c-Kit antibody [ACK2]	ICC/IF, IHC-P, FACS, Depletion
	GTX100637	c-Met antibody [C3], C-term	WB, ICC/IF, IP
	GTX103436	c-Myc antibody	WB, ICC/IF, IHC-P, IHC-Fr, IP, ChIP assay
	GTX100443	E-Cadherin antibody	WB, ICC/IF, IHC-P, IHC-Wm, IP
	GTX107090	FBXO15 antibody [N1C1]	WB
	GTX112794	Fibronectin antibody [N1N2], N-term	WB, ICC/IF, IHC-P, IHC-Fr, IP, ELISA
	GTX01692	FLI1 antibody [G146-22]	IHC-P
	GTX87777	FOXD3 antibody	WB, IHC-P
	GTX108181	Frizzled 1 antibody	WB
	GTX100358	Frizzled 10 antibody	WB, IHC-P
	GTX88690	Frizzled 2 antibody, Internal	WB, ICC/IF, IHC-P
	GTX100182	Frizzled 3 antibody	WB, IHC-P, IHC
	GTX88836	Frizzled 4 antibody, Internal	WB
	GTX113872	Frizzled 6 antibody	WB
	GTX88831	Frizzled 7 antibody, C-term	WB, IHC-P
	GTX104679	Frizzled 8 antibody	WB, IHC-P
	GTX100169	Frizzled 9 antibody [N1N2], N-term	WB, IHC-P
	GTX108711	GFAP antibody	WB, ICC/IF, IHC-P, IHC-Fr, IHC
	GTX106207	Gli1 antibody	WB, ICC/IF, IHC-P, IP
	GTX100519	HMGAA2 antibody - ChIP grade	WB, ICC/IF, IHC-P, IP, ChIP assay
	GTX128839	Integrin beta 1 / CD29 antibody	WB, ICC/IF, IHC-P, IHC-Fr, IP
	GTX104833	KLF1 antibody [N1], N-term	WB
	GTX108661	KLF10 antibody	WB, IP, ChIP assay
	GTX83115	KLF15 antibody [2G8]	WB, ELISA
	GTX101508	KLF4 antibody	WB, ICC/IF, IHC-P, FACS, IP
	GTX103289	KLF5 antibody	WB, ICC/IF, IHC-P, IHC-Fr, IP
	GTX129316	KLF9 antibody	WB, IP
	GTX129186	LEF1 antibody	WB
	GTX129862	LGR5 antibody	WB, ICC/IF
	GTX101540	Musashi 1 antibody [N3C3]	WB, ICC/IF, IHC-Fr, IP
	GTX117808	Musashi 2 antibody [N1C1]	WB, ICC/IF, IHC-P, IHC-Fr, IP
	GTX100863	Nanog antibody [N3C3]	WB, ICC/IF, IHC-P, IHC-Fr, IP, ELISA, IHC, Sandwich ELISA
	GTX28925	NOTCH1 antibody	WB, ICC/IF, IHC-P, ELISA, Neutralizing/Inhibition
	GTX101593	NOTCH2 antibody [C2], C-term	WB, ChIP assay, ChIP-seq
	GTX33362	NOTCH3 antibody	WB, IHC-P

Stem Cell Research

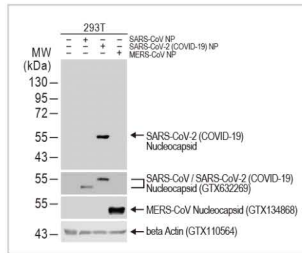
Cat. No.	Product Name	Applications
 GTX86910	NOTCH4 (cleaved Val1432) antibody	WB
 GTX627419	Oct4 antibody [GT486]	WB, ICC/IF, IHC-P, FACS, IP
 GTX102425	p63 antibody [N2C1], Internal	WB, ICC/IF, IHC-P, IHC-Fr, IP, PLA
 GTX102262	p75 NGF Receptor / CD271 antibody	WB, ICC/IF, IHC-P, IHC-Fr, FACS
 GTX60780	Rex1 antibody [5E11E7]	WB, IHC-P, FACS, ELISA
 GTX109983	SALL4 antibody [C1C2], Internal	WB, ICC/IF, IHC-P
 GTX111123	SMAD2 / SMAD3 antibody	WB, ICC/IF, IHC-P, FACS, IP, ChIP assay
 GTX111075	SMAD2 antibody	WB, ICC/IF, IHC-P
 GTX00969	SMAD3 (phospho Ser423/Ser425) antibody [GT1207]	WB, IHC-P
 GTX112980	SMAD4 antibody	WB, ICC/IF, IHC-P
 GTX108917	SMAD5 antibody	WB
 GTX01819	Smoothelin antibody [R4A]	WB, IHC-P, IHC-Fr
 GTX48035	SSEA-1 / CD15 antibody [MC-480]	WB, ICC/IF, IHC-P, IHC-Fr, FACS
 GTX48036	SSEA-3 antibody [MC-631]	WB, ICC/IF, FACS, IP, IHC
 GTX70019	SSEA-5 antibody [8e11]	ICC/IF, FACS, IHC
 GTX104616	STAT3 antibody [C3], C-term	WB, ICC/IF, IHC-P
 GTX633705	VE-Cadherin antibody [GT1369]	WB, ICC/IF
 GTX100619	Vimentin antibody	WB, ICC/IF, IHC-P, IHC-Fr, IP, ELISA, IHC, Sandwich ELISA
 GTX111182	Wnt1 antibody	WB
 GTX83307	Wnt10b antibody [5A7]	WB, ICC/IF, IHC-P, ELISA
 GTX105971	Wnt11 antibody	WB, ICC/IF, IHC-P, IHC
 GTX128468	Wnt16 antibody	WB
 GTX89319	Wnt3 antibody, Internal	WB, ICC/IF, IHC-P
 GTX128101	Wnt3a antibody	WB, IHC-P
 GTX101085	Wnt4 antibody	WB, IHC-P
 GTX111187	Wnt5a antibody	WB, IHC-P
 GTX47174	Wnt5b antibody, C-term	WB
 GTX128106	Wnt7a antibody	WB

Virus Research

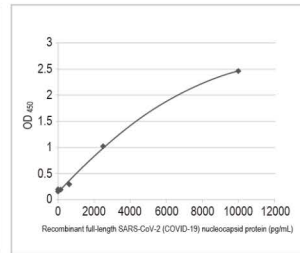
SARS-CoV-2 Research



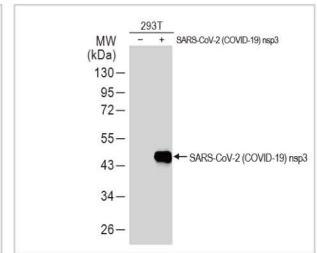
SARS-CoV / SARS-CoV-2 (COVID-19) spike antibody [1A9] (GTX632604)



SARS-CoV-2 (COVID-19) nucleocapsid antibody [HL344] (GTX635679)

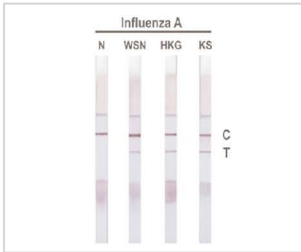


SARS-CoV-2 (COVID-19) nucleocapsid antibody [HL511] (GTX635689)

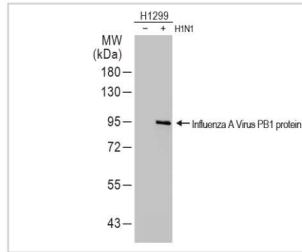


SARS-CoV-2 (COVID-19) nsp3 antibody [GTX135589]


Influenza Virus Research



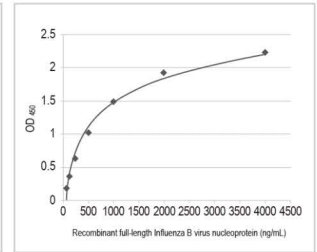
Influenza A virus Nucleoprotein antibody [HL1089] (GTX636247)



Influenza A virus PB1 protein antibody (GTX125923)

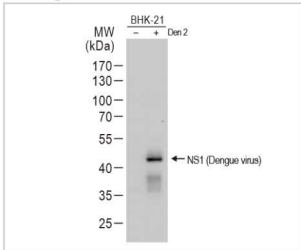


Influenza A virus M2 (matrix protein) antibody (GTX125951)

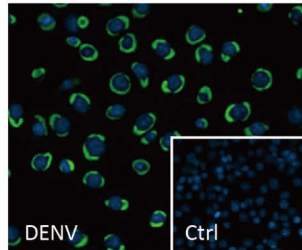


Influenza B virus Nucleoprotein antibody (GTX128538)

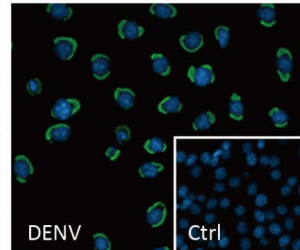
Dengue Virus Research



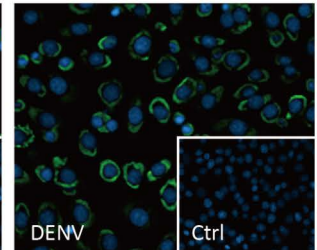
Dengue virus NS1 protein antibody (GTX124280)



Dengue virus NS3 protein antibody (GTX124252)

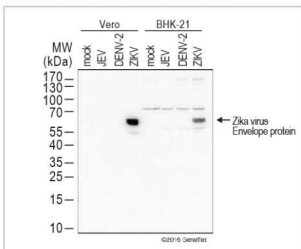


Dengue virus Envelope protein antibody (GTX127277)

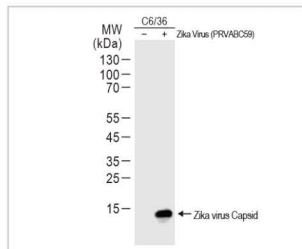


Dengue virus prM protein antibody (GTX128092)

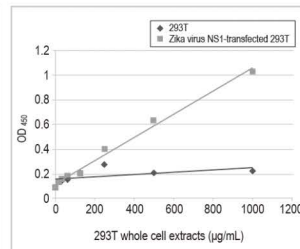
Zika Virus Research



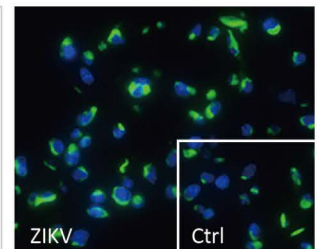
Zika virus Envelope protein antibody (GTX133314)



Zika virus Capsid protein antibody (GTX133317)



Zika virus NS1 protein antibody (GTX133307)



Zika virus NS2B protein antibody (GTX133308)

Virus Research

Cat. No.	Product Name	Applications
GTX135187	Chikungunya virus E1 antibody	WB, ICC/IF
GTX132346	Coxsackievirus A6 VP1 antibody	WB
GTX103343	Dengue virus Capsid protein antibody	WB, ICC/IF, FACS
GTX127277	Dengue virus Envelope protein antibody	WB, ICC/IF, IHC-P
GTX629117	Dengue virus Envelope protein antibody [GT643]	WB, ICC/IF, IHC-P, FACS
GTX124280	Dengue virus NS1 protein antibody	WB, ICC/IF, IHC-P, FACS, IP, ELISA
GTX124246	Dengue virus NS2B protein antibody	WB, ICC/IF
GTX124252	Dengue virus NS3 protein antibody	WB, ICC/IF, IHC-P, FACS, IP, IHC
GTX132069	Dengue virus NS4A protein antibody	WB, ICC/IF, IHC-P
GTX124250	Dengue virus NS4B protein antibody	WB, ICC/IF, FACS
GTX103350	Dengue virus NS5 protein antibody	WB, ICC/IF
GTX128092	Dengue virus prM protein antibody	WB, ICC/IF
GTX29202	Dengue virus Type 1, 2, 3 & 4 antibody [D1-11(3)]	WB, ICC/IF, ELISA
GTX629446	Dengue virus Type 2 NS5 protein antibody [GT353]	WB, ICC/IF, IP
GTX134144	Ebola virus GP1 antibody	WB, ICC/IF
GTX134031	Ebola virus NP antibody	WB
GTX134032	Ebola virus VP35 antibody	WB, ICC/IF
GTX134034	Ebola virus VP40 antibody	WB, ICC/IF
GTX132313	Enterovirus D68 VP1 antibody	WB, ICC/IF, IHC-P, FACS
GTX633770	Enterovirus D68 VP1 antibody [GT1843]	WB, IHC-P
GTX132314	Enterovirus D68 VP2 antibody	WB, ICC/IF, IHC-Fr
GTX132315	Enterovirus D68 VP3 antibody	WB, IHC-P
GTX40523	Hepatitis B virus Core Antigen antibody [C1]	WB, ICC/IF, IP, ELISA, IHC, IM
GTX17448	Hepatitis B virus Surface Antigen antibody (HRP)	ELISA, Sandwich ELISA
GTX40707	Hepatitis B virus Surface Antigen antibody [1834]	WB, ICC/IF, ELISA, Sandwich ELISA
GTX41722	Hepatitis C virus Core Antigen antibody [11-B3]	WB, ICC/IF, IHC-Fr, ELISA
GTX103353	Hepatitis C virus E2 protein antibody	WB, ICC/IF, Blocking, EM
GTX131832	Hepatitis C virus NS2 protein antibody	WB
GTX131269	Hepatitis C virus NS3 protein antibody	WB, IHC-P
GTX00713	Hepatitis C virus NS5B protein antibody [NS5B-6]	WB, ICC/IF, ELISA
GTX132686	Human Papilloma virus type 16 E6 antibody	WB
GTX133411	Human Papilloma virus type 16 E7 antibody	WB
GTX132687	Human Papilloma virus type 18 E6 antibody	WB
GTX133412	Human Papilloma virus type 18 E7 antibody	WB, ICC/IF
GTX127357	Influenza A virus H1N1 HA (Hemagglutinin) antibody	WB, ICC/IF, IHC-P, ELISA
GTX28262	Influenza A virus H1N1 HA (Hemagglutinin) antibody [C102]	WB, ICC/IF, FACS, ELISA, Hemagglutinin inhibition, IHC
GTX125974	Influenza A virus H1N1 NA (Neuraminidase) antibody	WB
GTX629696	Influenza A virus H1N1 NA (Neuraminidase) antibody [GT288]	WB, ICC/IF
GTX127363	Influenza A virus H3N2 HA (Hemagglutinin) antibody	WB, IHC-P
GTX40910	Influenza A virus H3N2 M1 (matrix protein) antibody	WB, ICC/IF
GTX125928	Influenza A virus M1 (matrix protein) antibody	WB, ICC/IF
GTX125951	Influenza A virus M2 (matrix protein) antibody	WB, ICC/IF
GTX125990	Influenza A virus NS1 (nonstructural protein) antibody	WB, ICC/IF, IHC-P
GTX125953	Influenza A virus NS2 / NEP antibody	WB, ICC/IF
GTX125989	Influenza A virus Nucleoprotein antibody	WB, ICC/IF, IHC-P, IP, ELISA, Sandwich ELISA
GTX629633	Influenza A virus Nucleoprotein antibody [GT1236]	WB, ICC/IF, IHC-P, ELISA, Sandwich ELISA
GTX636247	Influenza A virus Nucleoprotein antibody [HL1089]	WB, ICC/IF, ELISA, Lateral Flow, Sandwich ELISA
GTX118991	Influenza A virus PA protein antibody	WB, ICC/IF
GTX125923	Influenza A virus PB1 protein antibody	WB, ICC/IF
GTX125926	Influenza A virus PB2 protein antibody	WB, ICC/IF
GTX40926	Influenza B virus Hemagglutinin HA2 antibody [B198M]	WB, ELISA
GTX41044	Influenza B virus M1 (matrix protein) antibody [B276M]	WB, ELISA

Virus Research

Cat. No.	Product Name	Applications
 GTX40925	Influenza B virus Neuraminidase (NA) antibody [603]	Dot, Immunoassay, Neutralizing/Inhibition
 GTX128538	Influenza B virus Nucleoprotein antibody	WB, ICC/IF, ELISA, Sandwich ELISA
 GTX131368	Japanese encephalitis virus Core protein C antibody	WB, ICC/IF
 GTX634152	Japanese encephalitis virus Core protein C antibody [GT127]	WB, ICC/IF
 GTX125867	Japanese encephalitis virus Envelope antibody	WB, ICC/IF, IHC-P
 GTX633820	Japanese encephalitis virus NS1 antibody [GT1410]	WB, ICC/IF, IHC-P
 GTX125868	Japanese encephalitis virus NS3 antibody	WB, ICC/IF, IHC-Fr
 GTX125865	Japanese encephalitis virus NS4B antibody	WB, ICC/IF
 GTX131359	Japanese encephalitis virus NS5 antibody	WB, ICC/IF
 GTX131833	Japanese encephalitis virus prM antibody	WB, ICC/IF
 GTX128121	Porcine circovirus type 2 / PCV2 Capsid antibody	WB, IHC-P
 GTX634210	Porcine circovirus type 2 / PCV2 Capsid antibody [GT863]	WB, ICC/IF, IHC-P
 GTX133638	Porcine circovirus type 2 / PCV2 replicase antibody	WB, ICC/IF, IHC
 GTX129062	PRRS virus GP5 protein antibody	WB, ICC/IF
 GTX129063	PRRS virus M protein antibody	WB, ICC/IF, IHC-P
 GTX129270	PRRS virus Nucleocapsid protein antibody	WB, ICC/IF
 GTX632696	SARS-CoV / SARS-CoV-2 (COVID-19) nsp8 antibody [5A10]	WB, ICC/IF, FACS
 GTX632269	SARS-CoV / SARS-CoV-2 (COVID-19) nucleocapsid antibody [6H3]	WB, ICC/IF, IHC-P, IP, ELISA, Sandwich ELISA, IHC-P (cell pellet)
 GTX632602	SARS-CoV / SARS-CoV-2 (COVID-19) ORF7a antibody [3C9]	WB, ICC/IF
 GTX632604	SARS-CoV / SARS-CoV-2 (COVID-19) spike antibody [1A9]	WB, ICC/IF, IHC-P, FACS, IP, ELISA, EM, Sandwich ELISA, IHC-P (cell pellet)
 GTX135467	SARS-CoV-2 (COVID-19) nsp12 antibody	WB, ICC/IF
 GTX135589	SARS-CoV-2 (COVID-19) nsp3 antibody	WB, ICC/IF, IHC-P (cell pellet)
 GTX135357	SARS-CoV-2 (COVID-19) nucleocapsid antibody	WB, ICC/IF, IHC-P, FACS, IP, ELISA, Sandwich ELISA, IHC-P (cell pellet)
 GTX635686	SARS-CoV-2 (COVID-19) nucleocapsid antibody [HL448]	WB, ICC/IF, IHC-P, ELISA, Lateral Flow, Sandwich ELISA, IHC-P (cell pellet)
 GTX635689	SARS-CoV-2 (COVID-19) nucleocapsid antibody [HL5511]	WB, ICC/IF, ELISA, Lateral Flow, Sandwich ELISA, IHC-P (cell pellet)
 GTX135591	SARS-CoV-2 (COVID-19) ORF8 antibody	WB, ICC/IF, IHC-P (cell pellet)
 GTX135356	SARS-CoV-2 (COVID-19) Spike antibody	WB, ICC/IF, IHC-P, ELISA, Sandwich ELISA, IHC-P (cell pellet)
 GTX635672	SARS-CoV-2 (COVID-19) Spike S1 antibody [HL263]	WB, ICC/IF, ELISA, Sandwich ELISA, IHC-P (cell pellet)
 GTX131947	West Nile virus Capsid protein antibody	WB
 GTX132052	West Nile virus Envelope antibody	WB
 GTX132060	West Nile virus NS2B protein antibody	WB, ICC/IF
 GTX131955	West Nile virus NS3 protein antibody	WB, ICC/IF
 GTX131961	West Nile virus NS5 protein antibody	WB, IHC-P
 GTX134022	Yellow Fever virus Capsid Protein C antibody	WB, ICC/IF
 GTX134024	Yellow Fever virus Envelope Protein antibody	WB, ICC/IF
 GTX134025	Yellow Fever virus NS1 Protein antibody	WB, ICC/IF
 GTX134028	Yellow Fever virus NS2B Protein antibody	WB, ICC/IF
 GTX133958	Yellow Fever virus NS3 Protein antibody	WB
 GTX134030	Yellow Fever virus NS4B Protein antibody	WB, ICC/IF
 GTX134141	Yellow Fever virus NS5 protein antibody	WB, ICC/IF
 GTX133957	Yellow Fever virus prM Protein antibody	WB, ICC/IF
 GTX133317	Zika virus Capsid protein antibody	WB, ICC/IF
 GTX133314	Zika virus Envelope protein antibody	WB, ICC/IF, IHC-P
 GTX133307	Zika virus NS1 protein antibody	WB, ICC/IF, ELISA, Sandwich ELISA
 GTX634158	Zika virus NS1 protein antibody [GT5212]	WB, ICC/IF, ELISA, Sandwich ELISA
 GTX133308	Zika virus NS2B protein antibody	WB, ICC/IF, IHC-P, IHC-Fr
 GTX133309	Zika virus NS3 protein antibody	WB, ICC/IF, IHC-P
 GTX133704	Zika virus NS4A protein antibody	WB, ICC/IF
 GTX133311	Zika virus NS4B protein antibody	WB, ICC/IF, IHC-Fr, FACS
 GTX133312	Zika virus NS5 protein antibody	WB, ICC/IF
 GTX133305	Zika virus prM protein antibody	WB, ICC/IF, IP

www.GeneTex.com

Quality Antibodies · Quality Results



GeneTex

International

Tel 886.3.6208988

Fax 886.3.6208989

Address 6F-2, No.89, Dongmei Rd., Hsinchu 300, Taiwan (R.O.C.)

E-mail international@genetex.com

USA

Toll-free 1.877.GeneTex(1.877.436.3839)

Fax 1.949.309.2888

Address 2456 Alton Parkway, Irvine, CA 92606 USA

E-mail sales@genetex.com



genetex

PB-C009-211224