

Featured Antibodies

Your Expertise

Our Antibodies

Accelerated Discovery

By offering the highest quality antibodies and reagents supported by extensive research, development, and validation, we are committed to the most stringent standards of product performance and are dedicated to the goal of accelerating your discovery.



Five Pillars of Ab Validation



KO/KD Validation

Knockout/Knockdown



Comparable Abs

Comparable Antibodies



IP/MS Analysis

IP/MS Analysis



Orthogonal Validation

Biological and Orthogonal Characteristics



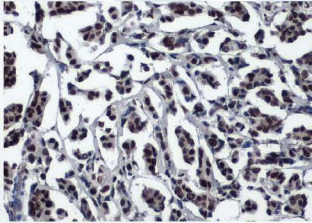
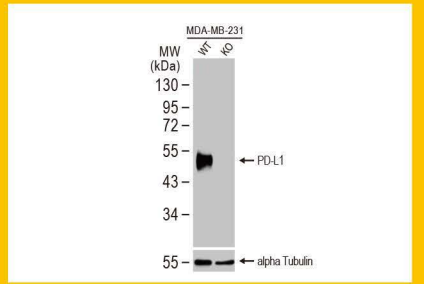
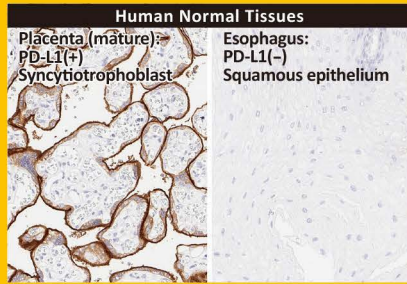
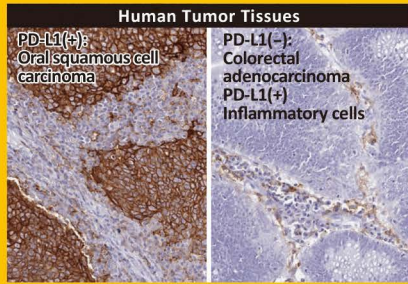
Protein Overexpression

Protein Overexpression

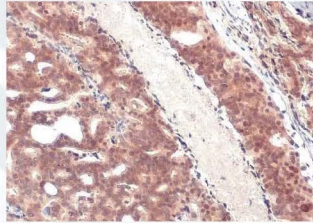




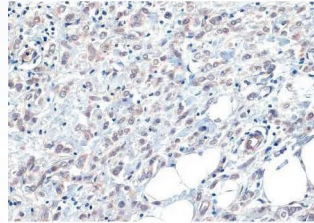
PD-L1 antibody [HL1041] (GTX635975)



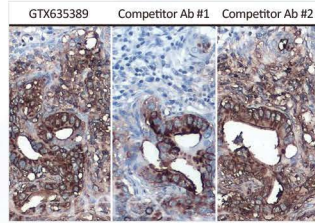
53BP1 antibody [HL275] (GTX635479)



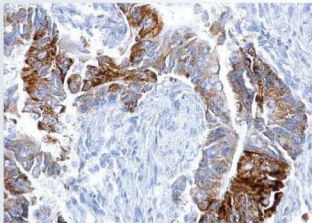
Androgen Receptor (ARv7 Splice Variant) antibody [HL1240] (GTX636639)



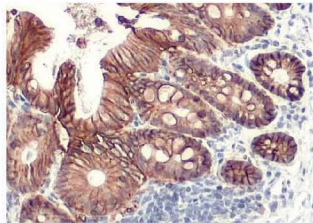
B-Raf antibody [HL1606] (GTX637085)



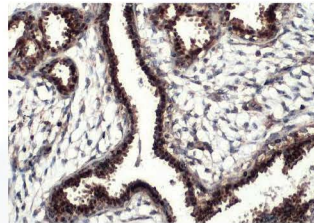
CA19-9 antibody [GT933] (GTX635389)



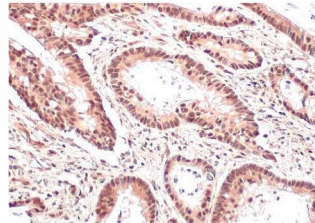
EGFR antibody [GT133] (GTX628887)



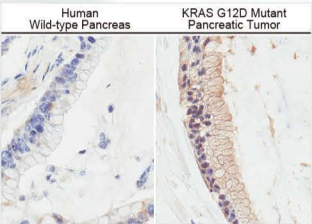
EpCAM antibody [HL1338] (GTX636758)



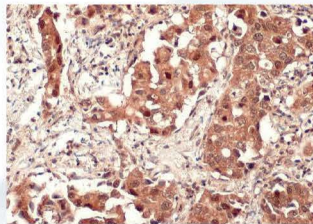
Estrogen Receptor alpha antibody [HL1082] (GTX636203)



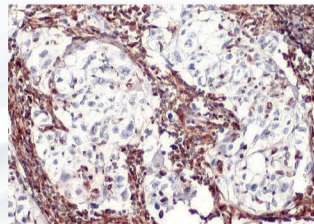
Mre11 antibody [HL1385] (GTX636825)



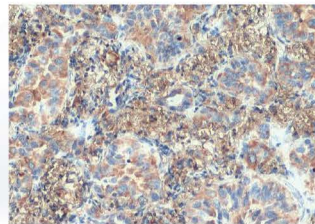
RAS (G12D Mutant) antibody [HL10] (GTX635362)



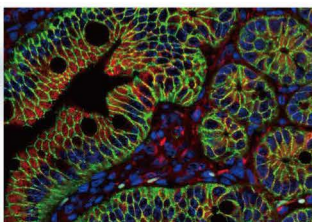
SQSTM1 / P62 antibody [HL1113] (GTX636328)



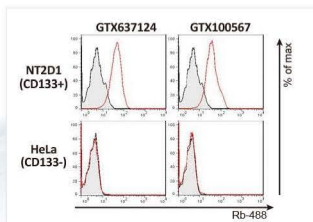
Vimentin antibody [HL1506] (GTX636980)



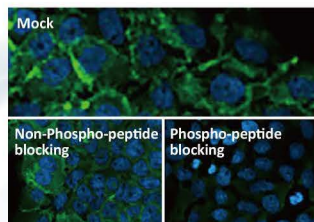
VPS35 antibody [HL1017] (GTX635821)




beta Catenin antibody [N1N2-2], N-term (GTX101435)



CD133 antibody [HL1631] (GTX637124)



Her2 / ErbB2 (phospho Tyr1248) antibody [HL1466] (GTX636940)



PARP antibody [HL1364] (GTX636804)



Flyer
Epithelial-Mesenchymal Transition



Flyer
IHC-Validated Recombinant Antibodies



Flyer
Cancer Immune Checkpoint



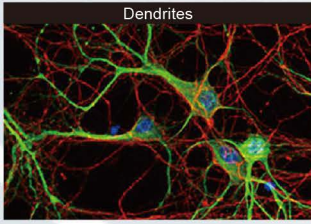
Poster
Cancer Signaling

Cancer Research

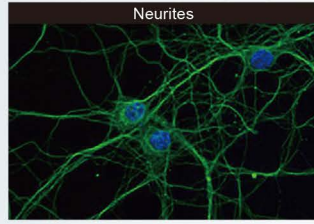
Cat. No.	Product Name	Clonality	Reactivity	Applications
GTX638125	ADFP antibody [HL2147]	Rec Rb mAb	Hu,Ms	WB, IHC-P
GTX637225	AF9 antibody [HL1644]	Rec Rb mAb	Hu	WB, ICC/IF
GTX636413	AKT1 antibody [HL1142]	Rec Rb mAb	Hu,Rat,Cat,Dog	WB, ICC/IF, IHC-P
GTX636021	Androgen Receptor antibody [HL1049]	Rec Rb mAb	Hu,Rat	WB, ICC/IF, IHC-P
GTX637312	Apolipoprotein A1 antibody [HL1713]	Rec Rb mAb	Hu,Ms,Rat	WB, ICC/IF, ELISA
GTX70103	ATM antibody [2C1]	Ms mAb	Hu, Mk, Ms, Rat	ChIP assay, ELISA, FACS, ICC/IF, IHC, IHC-P, IP, WB
GTX635571	ATR (phospho Thr1989) antibody [HL132]	Rec Rb mAb	Hu,Ms,Rat	WB, ICC/IF, IHC-P
GTX637922	AXL antibody [HL2021]	Rec Rb mAb	Hu	WB, ELISA
GTX637619	BATF antibody [HL1870]	Rec Rb mAb	Hu,Ms	WB, ICC/IF
GTX636876	Carbonic Anhydrase IX antibody [HL1410]	Rec Rb mAb	Hu,Ms,Rat	WB, ICC/IF, IHC-P
GTX636810	Caspase 3 antibody [HL1370]	Rec Rb mAb	Hu,Rat	WB, IHC-P
GTX637231	CD44 antibody [HL1650]	Rec Rb mAb	Hu,Cat,Dog	WB, ICC/IF, IHC-P
GTX635979	clAP1 antibody [HL1045]	Rec Rb mAb	Hu,Ms,Rat,Cat,Dog	WB, IHC-P
GTX637000	Claudin 3 antibody [HL1527]	Rec Rb mAb	Hu	WB, ICC/IF, IHC-P
GTX637952	COL1A2 antibody [HL2048]	Rec Rb mAb	Hu,Ms	WB, IHC-P
GTX637655	Collagen III antibody [HL1906]	Rec Rb mAb	Hu,Ms	WB, IHC-P
GTX636463	C-Peptide antibody [HL1159]	Rec Rb mAb	Hu,Ms,Rat	IHC-P, ELISA
GTX636662	CYLD antibody [HL1260]	Rec Rb mAb	Hu,Ms,Rat	WB, ICC/IF, IHC-P
GTX638122	CYR61 antibody [HL2144]	Rec Rb mAb	Hu,Ms,Rat	WB, IHC-P
GTX637937	Desmoglein 2 antibody [HL2036]	Rec Rb mAb	Hu,Ms	WB, IHC-P
GTX636577	E-Cadherin antibody [HL1229]	Rec Rb mAb	Hu,Ms,Rat,Cat,Dog	WB, ICC/IF, IHC-P
GTX635716	EGFR (E746-A750del) antibody [HL363]	Rec Rb mAb	Hu	WB
GTX635834	EGFR (L858R Mutant) antibody [HL1022]	Rec Rb mAb	Hu	WB
GTX637446	EPO antibody [HL1794]	Rec Rb mAb	Hu,Cat,Dog	WB, IHC-P, ELISA, Sandwich ELISA
GTX70171	Estrogen Receptor alpha antibody [1F3]	Ms mAb	Hu, Rb	FACS, IHC-Fr, IP, WB
GTX70174	Estrogen Receptor beta antibody [14C8]	Ms mAb	Hu, Mk, Ms	ChIP assay, Dot, FACS, ICC/IF, IHC, IHC-Fr, IHC-P, IHC-P (cell pellet), WB
GTX635714	FAK (phospho Tyr576) antibody [HL127]	Rec Rb mAb	Hu,Ms,Rat	WB
GTX637074	FGFR3 antibody [HL1595]	Rec Rb mAb	Hu,Cat,Dog	WB
GTX638194	FOXO3A antibody [HL2190]	Rec Rb mAb	Hu,Ms	WB
GTX635619	Gli1 antibody [HL247]	Rec Rb mAb	Hu,Ms,Rat	WB, IHC-P
GTX637272	HCK antibody [HL1673]	Rec Rb mAb	Hu,Ms	WB, IHC-P
GTX637432	Heme Oxygenase 1 antibody [HL1780]	Rec Rb mAb	Hu	WB
GTX638573	HEY1 antibody [HL2367]	Rec Rb mAb	Hu,Ms,Rat	WB, IHC-P
GTX637378	HGS antibody [HL1730]	Rec Rb mAb	Hu,Cat,Dog	WB, ICC/IF, IHC-P
GTX638321	KLF5 antibody [HL2269]	Rec Rb mAb	Hu,Ms,Rat	WB, IHC-P
GTX638090	MAP3K8 antibody [HL2118]	Rec Rb mAb	Hu,Ms	WB, IHC-P
GTX637437	Mig-6 antibody [HL1785]	Rec Rb mAb	Hu	WB, IHC-P
GTX636661	MMP1 antibody [HL1259]	Rec Rb mAb	Hu	WB, ICC/IF, IHC-P
GTX636524	MMP2 antibody [HL1207]	Rec Rb mAb	Hu,Ms	WB, IHC-P
GTX638220	mTOR antibody [HL2216]	Rec Rb mAb	Hu,Ms	WB, ICC/IF, IHC-P
GTX637372	MUC2 antibody [HL1724]	Rec Rb mAb	Hu,Ms,Rat	WB, ICC/IF, IHC-P
GTX70214	p53 antibody [DO1]	Ms mAb	Hu, Ms	ELISA, FACS, ICC/IF, IHC-Fr, IHC-P, IP, WB
GTX635841	p63 antibody [HL1027]	Rec Rb mAb	Hu,Ms,Zfsh	WB, ICC/IF, IHC-P
GTX636461	PKC theta (phospho Thr219) antibody [HL1157]	Rec Rb mAb	Hu	WB, ICC/IF
GTX637979	Plasminogen antibody [HL2071]	Rec Rb mAb	Hu,Ms,Rat	WB, ICC/IF, IHC-P
GTX635981	RAB6A antibody [HL1047]	Rec Rb mAb	Hu,Ms,Rat,Zfsh	WB, ICC/IF, IHC-P
GTX635623	RAS (G12V Mutant) antibody [HL169]	Rec Rb mAb	Hu	WB, IHC-P
GTX636400	STAT3 antibody [HL1134]	Rec Rb mAb	Hu,Ms,Rat,Cat,Dog	WB, IHC-P
GTX637791	TCF3 / E2A antibody [HL1954]	Rec Rb mAb	Hu	WB, ICC/IF
GTX636411	Thrombospondin 2 antibody [HL1140]	Rec Rb mAb	Hu	WB, ICC/IF, IHC-P, ELISA, Sandwich ELISA
GTX637405	VEGFA antibody [HL1755]	Rec Rb mAb	Hu	WB
GTX638344	VEGFC antibody [HL2289]	Rec Rb mAb	Hu	WB
GTX637638	Wnt4 antibody [HL1889]	Rec Rb mAb	Hu	WB
GTX637643	YAP1 antibody [HL1894]	Rec Rb mAb	Hu	WB, ICC/IF, IHC-P
GTX638294	ZEB1 antibody [HL2245]	Rec Rb mAb	Hu,Ms,Rat	WB, ICC/IF, IHC-P



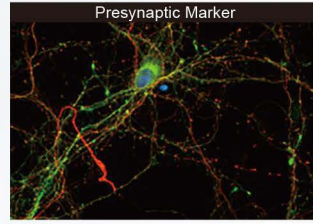
Neurites and Synapses



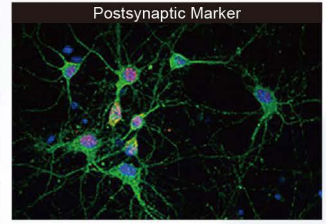
Dendrites
MAP2 antibody [HL1655]
(GTX637253)



Neurites
beta Tubulin 3/ Tuj1 antibody
[HL1709] (GTX637308)



Presynaptic Marker
Bassoon antibody [HL1732]
(GTX637380)

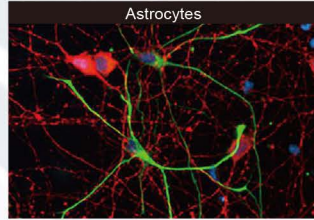


Postsynaptic Marker
PSD95 antibody [GT1234]
(GTX634291)

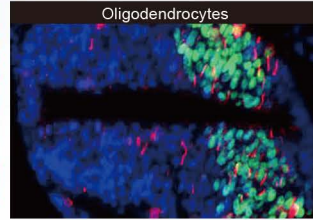
Neural Markers



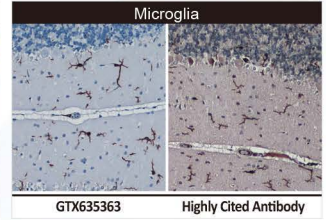
Interneurons
Calbindin + Calretinin antibody
[HL1787] (GTX637439)



Astrocytes
GFAP antibody [HL1308]
(GTX636726)

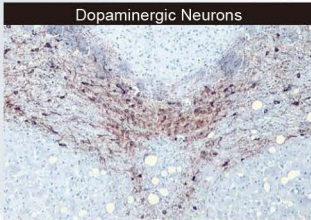


Oligodendrocytes
OLIG2 antibody [HL1072]
(GTX636104)

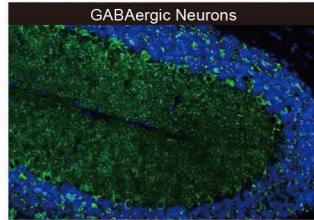


Microglia
Iba1 antibody [HL22]
(GTX635363)

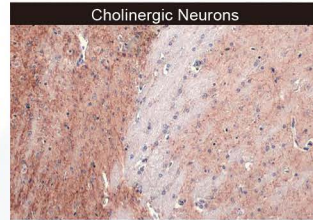
Neurotransmission



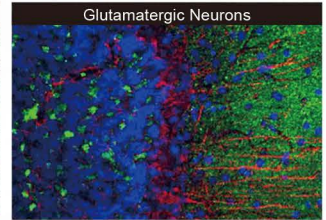
Dopaminergic Neurons
Tyrosine Hydroxylase antibody
[HL1762] (GTX637412)



GABAergic Neurons
VGAT antibody [HL1616]
(GTX637107)

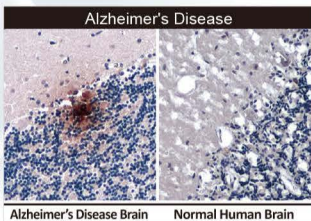


Cholinergic Neurons
AChE antibody [HL1102]
(GTX636298)

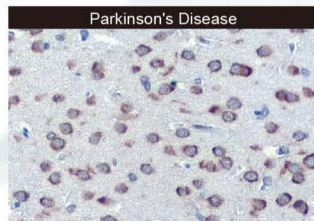


Glutamatergic Neurons
alpha Synuclein antibody
[HL1242] (GTX636641)

Neurodegenerative Disorders



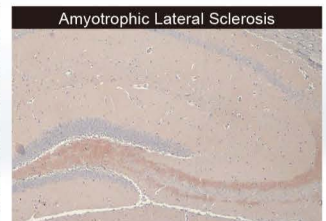
Alzheimer's Disease
beta Amyloid (1-42) antibody –
Conformation Specific antibody
[GT622] (GTX635160)



Parkinson's Disease
Grp78 antibody [HL1815]
(GTX637540)

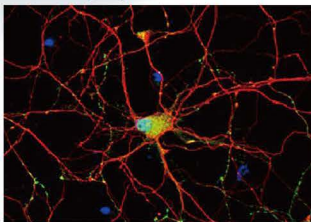


Huntington's Disease
Huntingtin antibody
(GTX132433)



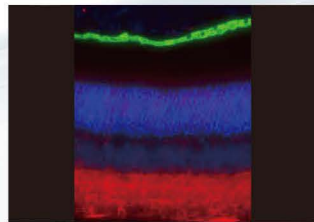
Amyotrophic Lateral Sclerosis
C9orf72 antibody [GT779-RB]
(GTX635397)

Neuropeptides



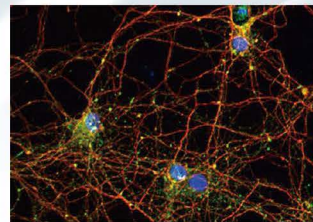
Somatostatin antibody [HL1101]
(GTX636297)

Vision and Retina



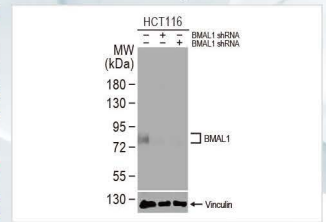
RPE65 antibody [HL1519]
(GTX636993)

Ion Channels



Stargazin antibody [HL2268]
(GTX638320)

Circadian Rhythm



BMAL1 antibody [HL2456]
(GTX638774)



Flyer
Antibodies for
Neuroscience Research



Poster
Neurodegenerative Disorders

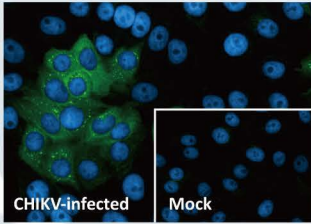


Poster
Neural Markers

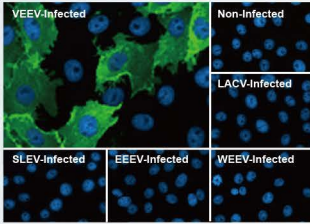
Neuroscience Research

Cat. No.	Product Name	Clonality	Reactivity	Applications
 GTX637658	Ataxin 3 antibody [HL1909]	Rec Rb mAb	Hu,Ms,Rat	WB, ICC/IF, IHC-P
 GTX638587	Calbindin antibody [HL2379]	Rec Rb mAb	Hu, Ms, Rat	ICC/IF, IHC-Fr, IHC-P, WB
 GTX637674	CD97 antibody [HL1925]	Rec Rb mAb	Hu	WB, IHC-P, FACS, IP
 GTX637915	Choline Acetyltransferase antibody [HL2014]	Rec Rb mAb	Ms,Rat	WB, ICC/IF, IHC-P
 GTX636283	CLOCK antibody [HL1099]	Rec Rb mAb	Hu,Ms,Rat	WB, ICC/IF, IHC-P
 GTX636322	DDR2 antibody [HL1107]	Rec Rb mAb	Hu,Ms,Rat	WB, IHC-P
 GTX637122	delta 2 Catenin antibody [HL1629]	Rec Rb mAb	Hu,Ms,Rat	WB, ICC/IF
 GTX637779	DLX2 antibody [HL1942]	Rec Rb mAb	Hu,Rat	WB, ICC/IF
 GTX636467	Dopamine beta Hydroxylase antibody [HL1163]	Rec Rb mAb	Hu	WB, ICC/IF
 GTX636952	Dopamine Receptor D2 antibody [HL1478]	Rec Rb mAb	Hu,Ms,Rat	WB, ICC/IF, IHC-P
 GTX637871	ELAVL2 antibody [HL1978]	Rec Rb mAb	Hu,Ms,Rat	ICC/IF, IHC-P
 GTX636487	GAD65 + GAD67 antibody [HL1181]	Rec Rb mAb	Hu,Ms,Rat,Zfsh,Cat,Dog	WB, ICC/IF, IHC-P
 GTX636493	GAD65 antibody [HL1187]	Rec Rb mAb	Cat, Dog, Hu, Ms, Rat, Zfsh	ICC/IF, IHC-P, WB
 GTX636280	GAD67 antibody [HL1096]	Rec Rb mAb	Cat, Dog, Hu, Ms, Rat	IHC-P, WB
 GTX637921	Galectin 3 antibody [HL2020]	Rec Rb mAb	Hu,Ms	WB, ICC/IF, IHC-P
 GTX638096	GLUD1+ GLUD2 antibody [HL2124]	Rec Rb mAb	Hu,Ms,Rat	WB, IHC-P
 GTX638336	Glutamine synthetase antibody [HL2283]	Rec Rb mAb	Hu,Ms,Rat	WB
 GTX638000	GNAI1 + GNAI2 + GNAI3 antibody [HL2092]	Rec Rb mAb	Hu,Ms,Rat	WB, IHC-P
 GTX638004	GNAI3 antibody [HL2096]	Rec Rb mAb	Hu, Ms, Rat	IHC-P, WB
 GTX637038	GRK2 antibody [HL1562]	Rec Rb mAb	Hu,Ms,Rat	WB, ICC/IF, IHC-P
 GTX637916	HPRT antibody [HL2015]	Rec Rb mAb	Hu,Ms,Rat	WB, IHC-P
 GTX637795	IGF1R antibody [HL1958]	Rec Rb mAb	Hu,Ms,Rat	WB, IHC-P
 GTX638104	IGF2 antibody [HL2132]	Rec Rb mAb	Hu	WB, ELISA
 GTX636531	iNOS antibody [HL1213]	Rec Rb mAb	Ms,Rat	WB, ICC/IF, IHC-P
 GTX637015	IP3 Receptor 1 antibody [HL1541]	Rec Rb mAb	Hu,Ms,Rat	WB, ICC/IF, IHC-P
 GTX637278	MAT1A + MAT2A antibody [HL1679]	Rec Rb mAb	Hu,Ms,Dm	WB
 GTX636944	MC1 Receptor antibody [HL1470]	Rec Rb mAb	Hu,Ms	WB
 GTX636524	MMP2 antibody [HL1207]	Rec Rb mAb	Hu,Ms	WB, IHC-P
 GTX638472	MNT antibody [HL2309]	Rec Rb mAb	Hu	WB, ICC/IF
 GTX638198	NeuN antibody [HL2194]	Rec Rb mAb	Ms,Rat	ICC/IF, IHC-P, IHC-Fr
 GTX636671	NFIX antibody [HL1269]	Rec Rb mAb	Ms,Rat	ICC/IF, IHC-P
 GTX637005	NPEPPS antibody [HL1531]	Rec Rb mAb	Hu,Ms,Rat,Zfsh,Cat,Dog	WB, ICC/IF, IHC-P
 GTX637577	Nurr1 antibody [HL1852]	Rec Rb mAb	Hu	ICC/IF
 GTX635463	PAX3 antibody [HL160]	Rec Rb mAb	Hu,Ms,Rat	WB, IHC-P
 GTX636799	PDE6D antibody [HL1359]	Rec Rb mAb	Hu,Ms,Rat,Zfsh,Cat,Dog	WB, IHC-P
 GTX637944	Pet1 antibody [HL2043]	Rec Rb mAb	Hu	WB
 GTX638271	PKC gamma antibody [HL2226]	Rec Rb mAb	Hu,Ms,Rat	WB, IHC-P
 GTX637979	Plasminogen antibody [HL2071]	Rec Rb mAb	Hu,Ms,Rat	WB, ICC/IF, IHC-P
 GTX637548	Prealbumin antibody [HL1823]	Rec Rb mAb	Hu,Ms,Rat	WB, ICC/IF, IHC-P
 GTX101063	Prion Protein (PrP) antibody	Rb pAb	Hu, Ms	IHC-P, WB
 GTX636321	RBPMS antibody [HL1106]	Rec Rb mAb	Hu,Ms,Rat	WB, IHC-P
 GTX636868	RG51 antibody [HL1402]	Rec Rb mAb	Hu,Ms	WB, ICC/IF, IHC-P
 GTX636996	RG54 antibody [HL1522]	Rec Rb mAb	Hu,Ms,Rat	WB, ICC/IF
 GTX638273	S100 beta antibody [HL2228]	Rec Rb mAb	Hu,Ms,Rat	WB, IHC-P
 GTX638555	SERCA2 ATPase antibody [HL2352]	Rec Rb mAb	Hu, Ms, Rat	WB
 GTX638275	SIGMAR1 antibody [HL2230]	Rec Rb mAb	Hu,Ms,Rat	WB, IHC-P
 GTX635798	SMCR8 antibody [HL1007]	Rec Rb mAb	Hu,Ms,Rat	WB, ICC/IF, IHC-P
 GTX638370	SNAI1 antibody [HL2303]	Rec Rb mAb	Hu	WB, ICC/IF
 GTX637255	SNAP91 antibody [HL1657]	Rec Rb mAb	Hu,Ms,Rat,Cat	WB, IHC-P
 GTX101507	SOX2 antibody [N1C3]	Rb pAb	Ceratotherium simum, Frg, Hu, Ms, Rat	FACS, ICC/IF, IHC-Fr, IHC-P, IP, WB
 GTX636836	SP1 antibody [HL1396]	Rec Rb mAb	Hu,Ms,Rat	WB, ICC/IF, IHC-P
 GTX638281	SPG7 antibody [HL2236]	Rec Rb mAb	Ms	IHC-P
 GTX636800	StAR antibody [HL1360]	Rec Rb mAb	Hu,Ms,Cat,Dog	WB, ICC/IF, IHC-P
 GTX637252	Synaptotagmin 1 antibody [HL1654]	Rec Rb mAb	Hu,Ms,Rat,Dm	WB, ICC/IF
 GTX636678	Tau (phospho Thr217) antibody [HL1276]	Rec Rb mAb	Hu,Ms,Rat	WB, ICC/IF, IHC-P, ELISA
 GTX637018	VR1 antibody [HL1543]	Rec Rb mAb	Hu,Ms	WB, ICC/IF, IHC-P

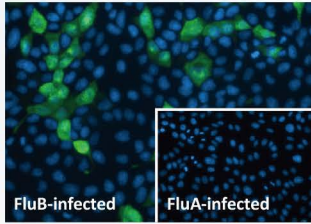
Infectious Diseases



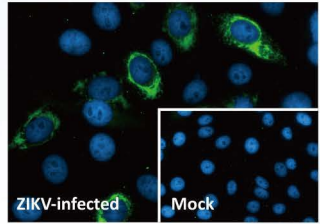
Chikungunya virus nsP2 antibody [HL1488] (GTX636962)



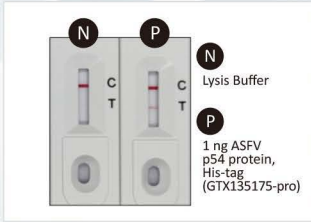
Venezuelan Equine Encephalitis Virus nsP1 antibody [HL1472] (GTX636946)



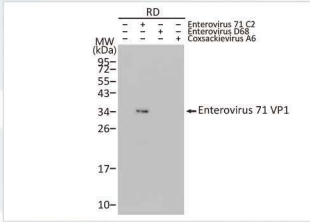
Influenza B virus Nucleoprotein antibody [HL1068] (GTX636099)




Zika virus Envelope protein antibody [HL1699] (GTX637298)



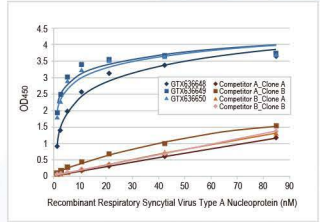
ASFV p54 antibody [HL1289] (GTX636703)



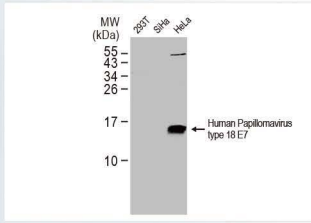
Enterovirus 71 VP1 antibody [HL1929] (GTX637688)




Influenza A virus Nucleoprotein antibody [HL1103] (GTX636318)



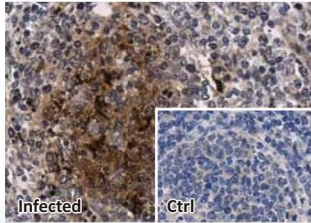
Respiratory Syncytial virus Nucleoprotein antibody [HL1246] (GTX636648)



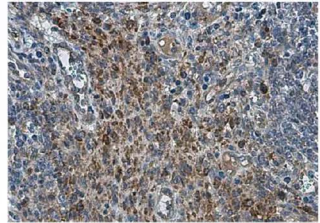
Human Papillomavirus type 18 E7 antibody (GTX133412)



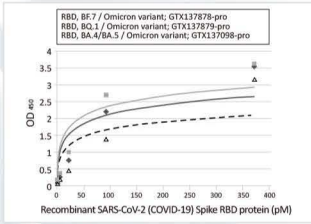
Hepatitis C virus NS3 protein antibody (GTX131269)



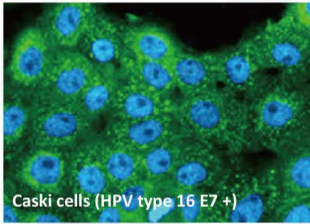
Porcine circovirus type 2 / PCV2 Capsid antibody (GTX128121)



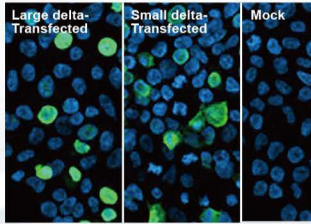
PRRS virus M protein antibody (GTX129063)



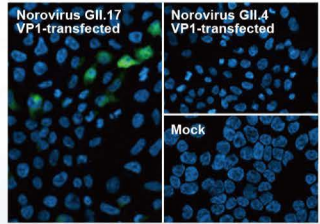
Capture: SARS-CoV-2 (COVID-19) Spike RBD antibody [HL10114] (GTX635807)
Detection: HRP-conjugated SARS-CoV-2 (COVID-19) Spike RBD Omicron antibody [HL1867] (GTX637592)



Human Papillomavirus type 16 E7 antibody [HL1647] (GTX637228)



Hepatitis D virus Large delta + Small delta protein antibody [HL1055] (GTX636030)

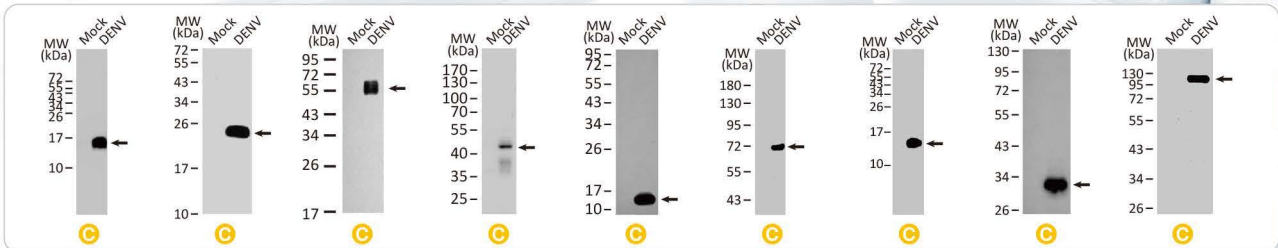


Norovirus VP1 antibody [HL2177] (GTX638181)



Dengue Virus (DENV)

Citation Support



DENV Capsid (GTX103343) DENV prM (GTX128093) DENV Envelope (GTX127277) DENV NS1 (GTX124280) DENV NS2B (GTX124246) DENV NS3 (GTX124252) DENV NS4A (GTX132069) DENV NS4B (GTX124250) DENV NS5 (GTX103350)



Flyer
Antibodies for
Virology Research



Poster
Flaviviruses





































































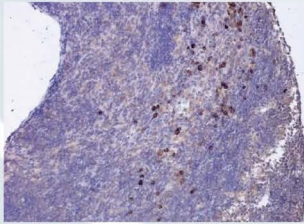
Poster
Filoviruses






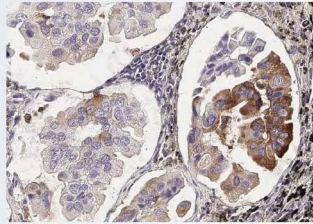
Poster
Influenza Virus

Infectious Diseases

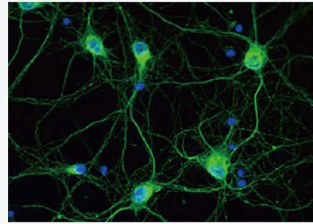
Cat. No.	Product Name	Clonality	Applications
 GTX637025	Avian Influenza A virus H5N8 HA (Hemagglutinin) antibody [HL1550]	Rec Rb mAb	IHC-P (cell pellet), WB
GTX135183	Chikungunya virus Capsid antibody	Rb pAb	ICC/IF, WB
 GTX637973	Chikungunya virus E1 antibody [HL2069]	Rec Rb mAb	WB
GTX135191	Chikungunya virus nsP1 antibody	Rb pAb	ICC/IF, WB
 GTX135189	Chikungunya virus nsP3 antibody	Rb pAb	ICC/IF, IHC-P (cell pellet), WB
GTX135190	Chikungunya virus nsP4 antibody	Rb pAb	ICC/IF, WB
 GTX132346	Coxsackievirus A6 VP1 antibody	Rb pAb	ICC/IF, WB
 GTX132348	Coxsackievirus A6 VP2 antibody	Rb pAb	WB
  GTX637892	Dengue virus type 2, 3 NS1 protein antibody [HL1991]	Rec Rb mAb	ICC/IF, WB
 GTX134144	Ebola virus GP1 antibody	Rb pAb	ICC/IF, WB
 GTX134031	Ebola virus NP antibody	Rb pAb	ICC/IF, WB
 GTX134032	Ebola virus VP35 antibody	Rb pAb	ICC/IF, WB
 GTX134034	Ebola virus VP40 antibody	Rb pAb	ICC/IF, WB
 GTX132343	Enterovirus 71 2B antibody	Rb pAb	IHC-P, WB
 GTX132354	Enterovirus 71 2C antibody	Rb pAb	WB
 GTX132344	Enterovirus 71 3AB antibody	Rb pAb	IHC-P, WB
  GTX630191	Enterovirus 71 3C antibody [B3]	Ms mAb	FACS, WB
 GTX630193	Enterovirus 71 3D antibody [4]	Ms mAb	ICC/IF, IP, WB
  GTX132340	Enterovirus 71 VP2 antibody	Rb pAb	ICC/IF, IHC-P, WB
 GTX132341	Enterovirus 71 VP3 antibody	Rb pAb	ICC/IF, WB
  GTX637898	Enterovirus D68 VP1 antibody [HL1997]	Rec Rb mAb	ELISA, Lateral Flow, Sandwich ELISA, WB
 GTX132314	Enterovirus D68 VP2 antibody	Rb pAb	ICC/IF, IHC-Fr, WB
 GTX132315	Enterovirus D68 VP3 antibody	Rb pAb	IHC-P, WB
GTX108380	Hepatitis B virus 2a small S Protein antibody	Rb pAb	WB
 GTX103353	Hepatitis C virus E2 protein antibody	Rb pAb	Blocking, EM, ICC/IF, Neutralizing/Inhibition, WB
 GTX131832	Hepatitis C virus NS2 protein antibody	Rb pAb	WB
 GTX636026	Hepatitis D virus Large delta protein antibody [HL1051]	Rec Rb mAb	ICC/IF, WB
  GTX132686	Human Papillomavirus type 16 E6 antibody	Rb pAb	WB
 GTX132687	Human Papillomavirus type 18 E6 antibody	Rb pAb	WB
 GTX637034	Influenza A virus H10N3 HA (Hemagglutinin) antibody [HL1559]	Rec Rb mAb	ICC/IF, IHC-P (cell pellet)
 GTX636323	Influenza A virus H1N1 NA (Neuraminidase) antibody [HL1108]	Rec Rb mAb	ICC/IF, WB
  GTX636677	Influenza A virus M1 (matrix protein) antibody [HL1275]	Rec Rb mAb	ICC/IF, IHC-P (cell pellet), WB
 GTX637581	Influenza A virus M2 (matrix protein) antibody [HL1856]	Rec Rb mAb	ICC/IF, WB
  GTX638102	Influenza A virus NS1 (nonstructural protein) antibody [HL2130]	Rec Rb mAb	ICC/IF, WB
 GTX636828	Influenza A virus PA protein antibody [HL1388]	Rec Rb mAb	ICC/IF, WB
 GTX637313	Influenza A virus PB1 protein antibody [HL1714]	Rec Rb mAb	ICC/IF, WB
  GTX637893	Influenza A virus PB2 protein antibody [HL1992]	Rec Rb mAb	ICC/IF, WB
  GTX638212	Influenza B virus Hemagglutinin (HA) antibody [HL2208]	Rec Rb mAb	WB
 GTX636950	Influenza B virus Neuraminidase (NA) antibody [HL1476]	Rec Rb mAb	ICC/IF, IHC-P (cell pellet), WB
 GTX636832	Lassa virus Nucleoprotein antibody [HL1392]	Rec Rb mAb	ICC/IF, WB
 GTX636902	Nipah virus Nucleoprotein antibody [HL1436]	Rec Rb mAb	ICC/IF, WB
 GTX637271	Norovirus VP1 antibody [HL1672]	Rec Rb mAb	WB
 GTX133638	Porcine circovirus type 2 / PCV2 replicase antibody	Rb pAb	ICC/IF, WB
 GTX132055	Powassan virus prM protein antibody	Rb pAb	WB
 GTX129062	PRRS virus GP5 protein antibody	Rb pAb	ICC/IF, WB
  GTX637947	PRRS virus Nucleocapsid protein antibody [HL2046]	Rec Rb mAb	ICC/IF, WB
  GTX636711	Respiratory Syncytial virus type A Nucleoprotein antibody [HL1297]	Rec Rb mAb	ELISA, ICC/IF, IP, Sandwich ELISA, WB
 GTX637381	Respiratory Syncytial virus type B G protein antibody [HL1733]	Rec Rb mAb	ICC/IF, IHC-P (cell pellet), WB
 GTX636762	Swine Influenza A virus G4 EA H1N1 HA (Hemagglutinin) antibody [HL1342]	Rec Rb mAb	ICC/IF, IHC-P (cell pellet), WB
  GTX637668	Venezuelan Equine Encephalitis Virus nsP2 antibody [HL1919]	Rec Rb mAb	ICC/IF, WB
  GTX636976	Venezuelan Equine Encephalitis Virus nsP3 antibody [HL1502]	Rec Rb mAb	ICC/IF, IHC-P (cell pellet), WB
  GTX637389	Venezuelan Equine Encephalitis Virus nsP4 antibody [HL1741]	Rec Rb mAb	ICC/IF, WB
 GTX638129	Zika virus NS2B protein antibody [HL2151]	Rec Rb mAb	ICC/IF, WB
 GTX637262	Zika virus NS4B protein antibody [HL1664]	Rec Rb mAb	ICC/IF, IHC-P (cell pellet), WB
  GTX638132	Zika virus NS5 protein antibody [HL2154]	Rec Rb mAb	ICC/IF, WB



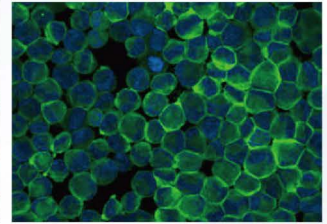
CXCL16 antibody [GT516]
(GTX632502)   



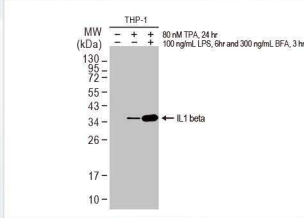
MX1 antibody [HL2051]
(GTX637955)   





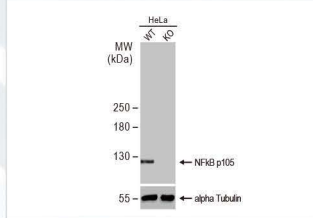
Cathepsin S antibody [HL2302]
(GTX638369)  





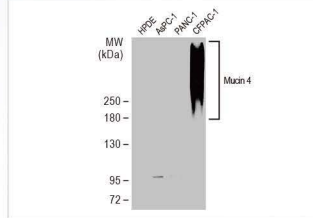
BTK antibody [HL1803]
(GTX637455)   



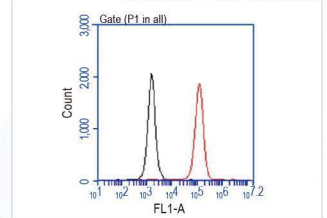
IL1 beta antibody [HL1421]
(GTX636887)   






































NFkB p105 antibody [HL1784]
(GTX637436)   

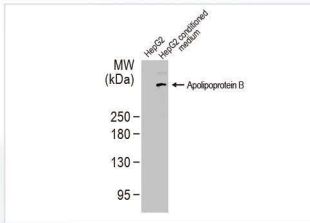




Mucin 4 antibody [HL1486]
(GTX636960) 

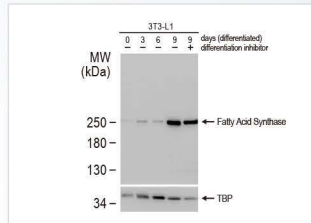





CD81 antibody
(GTX101766)   

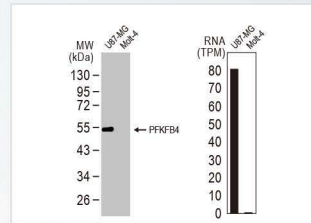
Cat. No.	Product Name	Clonality	Reactivity	Applications
 GTX637441	ADAR1 antibody [HL1789]	Rec Rb mAb	Hu	WB, IHC-P
 GTX638176	BCA1 antibody [HL2172]	Rec Rb mAb	Hu	WB, IHC-P
 GTX636508	C1 inhibitor antibody [HL1196]	Rec Rb mAb	Hu,Ms,Rat	WB, ICC/IF, IHC-P
 GTX637294	C1qA antibody [HL1695]	Rec Rb mAb	Hu,Ms,Rat	WB
 GTX637224	C3 antibody [HL1643]	Rec Rb mAb	Hu,Rat	WB, ICC/IF
 GTX101512	CD19 antibody [C1C3]	Rb pAb	Hu, Ms	FACS, ICC/IF, IHC-P, WB
 GTX637310	CD252 antibody [HL1711]	Rec Rb mAb	Hu	WB
 GTX637068	CD28 antibody [HL1589]	Rec Rb mAb	Hu,Cat,Dog	WB, ICC/IF, IHC-P
 GTX637785	CD32B antibody [HL1948]	Rec Rb mAb	Hu,Rat	WB, ICC/IF, IHC-P
 GTX628507	CD45RA antibody [GT0014]	Ms mAb	Hu, Rb	FACS, ICC/IF, WB
 GTX637264	CD81 antibody [HL1666]	Rec Rb mAb	Hu	WB, ICC/IF
 GTX637416	CD90 antibody [HL1766]	Rec Rb mAb	Hu,Ms,Rat	WB, ICC/IF, IHC-P
 GTX115959	CXCL8 / IL8 antibody	Rb pAb	Hu	FACS, IHC-P, WB
 GTX636884	FCER1G antibody [HL1418]	Rec Rb mAb	Hu,Ms,Rat,Cat,Dog	WB, ICC/IF, IHC-P
 GTX638303	G3BP1 antibody [HL2254]	Rec Rb mAb	Hu,Ms,Rat	WB, ICC/IF
 GTX636896	Gasdermin D antibody [HL1430]	Rec Rb mAb	Hu	WB, IHC-P
 GTX638111	HLA-DQA1 antibody [HL2139]	Rec Rb mAb	Hu	WB, ICC/IF
 GTX637052	IKK gamma antibody [HL1577]	Rec Rb mAb	Hu,Ms	WB, ICC/IF, IHC-P
 GTX637411	IL18 antibody [HL1761]	Rec Rb mAb	Hu	WB, IHC-P, ELISA
 GTX636473	IL6 antibody [HL1168]	Rec Rb mAb	Hu	WB, ELISA, Sandwich ELISA
 GTX637927	Mucin 4 X + Mucin 4 Y antibody [HL2026]	Rec Rb mAb	Hu	WB, ICC/IF
 GTX102090	NFkB p65 antibody	Rb pAb	Hu, Ms, Rat	ChIP assay, ICC/IF, IHC-Fr, IHC-P, IP, WB
 GTX638222	PAI2 antibody [HL2218]	Rec Rb mAb	Hu,Ms	WB, IHC-P
 GTX637407	PIGR antibody [HL1757]	Rec Rb mAb	Hu	WB
 GTX638267	RelB antibody [HL2222]	Rec Rb mAb	Hu,Ms,Rat	WB, IHC-P
 GTX638544	RNase L antibody [HL2341]	Rec Rb mAb	Hu,Ms,Rat, Dog	WB
 GTX636097	SARM1 antibody [HL1066]	Rec Rb mAb	Hu,Ms,Rat	WB, ICC/IF, IHC-P
 GTX637909	SIGIRR antibody [HL2008]	Rec Rb mAb	Hu,Ms	WB, IHC-P
 GTX637889	SLC1A5 antibody [HL1988]	Rec Rb mAb	Hu,Ms	WB, ICC/IF, IHC-P
 GTX638481	ST6GAL1 antibody [HL2318]	Rec Rb mAb	Hu	WB, IHC-P
 GTX636089	TFEB antibody [HL1065]	Rec Rb mAb	Hu,Ms	WB, IHC-P
 GTX638477	TLR3 antibody [HL2314]	Rec Rb mAb	Hu,Ms,Rat	WB, IHC-P
 GTX637058	TNF alpha antibody [HL1579]	Rec Rb mAb	Hu	WB
 GTX637386	TREM2 antibody [HL1738]	Rec Rb mAb	Hu	WB, ICC/IF, IHC-P
 GTX637633	ZC3HAV1 antibody [HL1884]	Rec Rb mAb	Hu	WB, ICC/IF, IHC-P



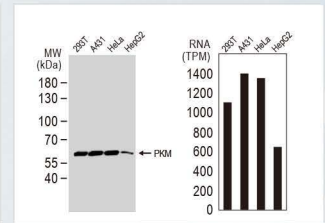
Apolipoprotein B antibody [HL1962] (GTX637799)  






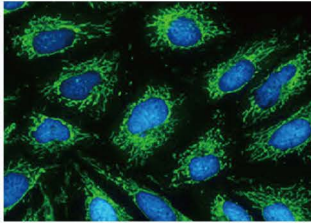
Fatty Acid Synthase antibody [HL2161] (GTX638139)   



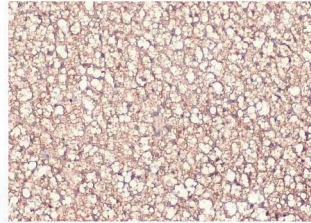
PFKFB4 antibody [HL2204] (GTX638208)   



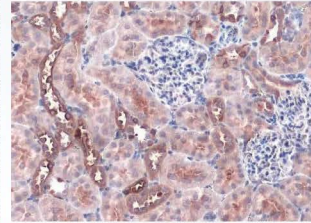
PKM antibody (GTX107977)    



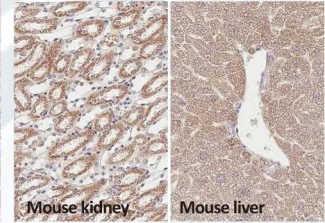
Citrate synthase antibody [N2C3] (GTX110624)  















































































FABP4 antibody [HL1521] (GTX636995)  



FAHL4 antibody [HL2229] (GTX635616)  



SUCLG1 antibody [HL2387] (GTX638596) 

Cat. No.	Product Name	Clonality	Reactivity	Applications
  GTX637003	ACSL1 antibody [HL1530]	Rec Rb mAb	Hu,Ms,Rat	WB
  GTX637640	Arginase 1 antibody [HL1891]	Rec Rb mAb	Hu,Ms,Rat	WB, IHC-P
  GTX637397	C/EBP alpha antibody [HL1747]	Rec Rb mAb	Hu,Rat	WB, ICC/IF
 GTX636463	C-Peptide antibody [HL1159]	Rec Rb mAb	Hu,Ms,Rat	IHC-P, ELISA
  GTX637435	CYP24A1 antibody [HL1783]	Rec Rb mAb	Hu,Ms,Rat	WB, ICC/IF, IHC-P
  GTX637545	CYP27A1 antibody [HL1820]	Rec Rb mAb	Hu,Ms,Rat	WB, ICC/IF, IHC-P
   GTX638209	Cytochrome C antibody [HL2205]	Rec Rb mAb	Hu,Ms	WB, ICC/IF, IHC-P
  GTX638095	FDPS antibody [HL2123]	Rec Rb mAb	Hu,Ms,Rat	WB, IHC-P
 GTX637966	GAPDH antibody [HL2062]	Rec Rb mAb	Hu,Ms,Rat,Zfsh,Cat,Dog	WB, ICC/IF
   GTX636422	Glucocorticoid Receptor antibody [HL1151]	Rec Rb mAb	Hu,Ms,Rat,Cat	WB, ICC/IF, IHC-P
  GTX638096	GLUD1+ GLUD2 antibody [HL2124]	Rec Rb mAb	Hu,Ms,Rat	WB, IHC-P
   GTX630654	Glutamine synthetase antibody [GT1055]	Ms mAb	Hu,Ms,Rat	WB, ICC/IF, IHC-P, IHC-Fr
   GTX635477	GPX2 antibody [HL125]	Rec Rb mAb	Hu,Ms,Rat,Zfsh,Dog	WB, IHC-P
  GTX112346	HMGCS1 antibody	Rb pAb	Hu,Ms	WB, ICC/IF, IHC-P
  GTX638293	IPMK antibody [HL2244]	Rec Rb mAb	Hu,Ms,Rat	WB
  GTX637316	LASS2 antibody [HL1717]	Rec Rb mAb	Hu	WB, ICC/IF, IHC-P
   GTX637960	LRP130 antibody [HL2056]	Rec Rb mAb	Hu	WB, ICC/IF
  GTX637775	Monoglyceride lipase antibody [HL1938]	Rec Rb mAb	Hu,Ms	WB, IHC-P
   GTX638005	NDUFS3 antibody [HL2097]	Rec Rb mAb	Hu,Ms,Rat	WB, IHC-P
  GTX637079	NDUFV1 antibody [HL1600]	Rec Rb mAb	Hu,Rat	WB, IHC-P
   GTX637222	O-GlcNAc transferase antibody [HL1641]	Rec Rb mAb	Hu,Ms,Rat	WB, ICC/IF, IHC-P
 GTX636728	Pancreatic Lipase antibody [HL1310]	Rec Rb mAb	Hu,Ms,Rat	WB, IHC-P
  GTX637427	PGK1 + PGK2 antibody [HL1775]	Rec Rb mAb	Hu,Ms,Rat,Zfsh	WB, IHC-P
   GTX636838	PI3 kinase p85 alpha antibody [HL1398]	Rec Rb mAb	Hu,Ms,Rat	WB, ICC/IF, IHC-P
   GTX637912	PIP5K1A antibody [HL2011]	Rec Rb mAb	Hu,Rat	WB, ICC/IF
  GTX132002	Pyruvate Carboxylase antibody	Rb pAb	Hu,Rat	WB, ICC/IF, IHC-P, IP, RIP
   GTX104015	Pyruvate Dehydrogenase E1 alpha antibody	Rb pAb	Hu,Ms,Rat,Zfsh	WB, ICC/IF, IHC-P, IHC-Wm, IP
   GTX636335	SDHA antibody [HL1117]	Rec Rb mAb	Hu,Ms,Rat,Zfsh	WB, ICC/IF, IHC-P, IHC-Wm
 GTX638300	SDHB antibody [HL2251]	Rec Rb mAb	Hu,Ms,Rat	WB, IHC-P
  GTX638277	SLC27A2 antibody [HL2232]	Rec Rb mAb	Hu,Ms,Rat	WB, IHC-P
   GTX637250	SOD1 antibody [HL1652]	Rec Rb mAb	Hu,Ms,Rat,Cat,Dog	WB, ICC/IF, IHC-P
   GTX636957	SOD2 antibody [HL1483]	Rec Rb mAb	Hu,Zfsh	WB, IHC-P
   GTX638372	VPS34 antibody [HL2305]	Rec Rb mAb	Hu,Ms,Rat	WB



Brochure
Metabolic Pathways



Poster
Mitochondria Metabolism

Cell Markers



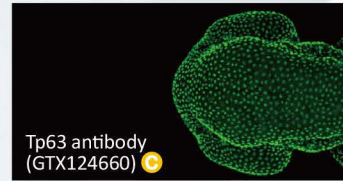
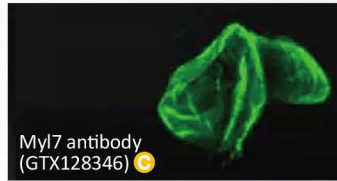
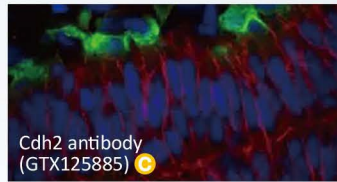
<p>Cardiomyocytes</p> <p>Mouse heart</p> <p>Cardiac Troponin I antibody [HL1489] (GTX636963) </p>	<p>Smooth Muscle Cells</p> <p>Mouse urinary bladder Mouse intestine</p> <p>alpha Smooth Muscle Actin antibody [HL1419] (GTX636885) </p>	<p>Skeletal Muscle Cells</p> <p>Mouse muscle Mouse intestine</p> <p>TRIM72 antibody [HL1853] (GTX637578) </p>	<p>Mesenchymal Stem Cells</p> <p>CD73 antibody [N1N3] (GTX113509) </p>
<p>Adipocytes-White Fat</p> <p>Leptin antibody (GTX109204) </p>	<p>Adipocytes-Brown Fat</p> <p>UCP1 antibody (GTX112784) </p>	<p>Epithelial Cells</p> <p>Claudin 3 antibody [HL1527] (GTX637000) </p>	<p>Endothelial Cells</p> <p>CD146 antibody [C1C3] (GTX108777) </p>

Organelle Markers



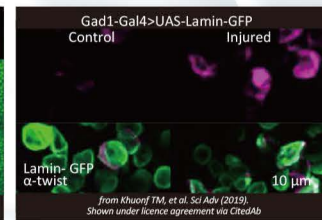
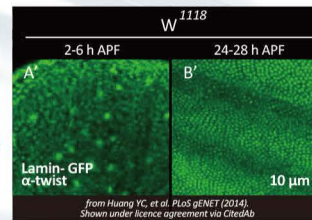
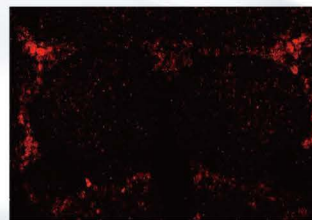
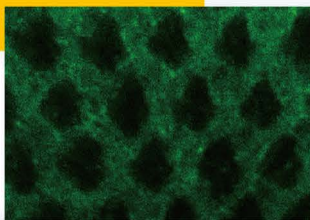
<p>Nucleus</p> <p>Histone H3 antibody (GTX122148) </p>	<p>Nucleolus</p> <p>PAF49 antibody (GTX102175) </p>	<p>Nuclear Envelope</p> <p>Lamin A + C antibody (GTX101127) </p>	<p>Endoplasmic Reticulum</p> <p>Calnexin antibody [C3], C-term (GTX109669) </p>	<p>Golgi Apparatus</p> <p>GOLPH2 antibody (GTX116154) </p>
<p>Mitochondrion</p> <p>TOMM20 antibody (GTX133756) </p>	<p>Lysosome</p> <p>LAMP1 antibody [GT25212] (GTX634336) </p>	<p>Peroxisome</p> <p>ACAA1 antibody (GTX114229) </p>	<p>Centrosome</p> <p>gamma Tubulin antibody [HL1175] (GTX636480) </p>	<p>Kinetochores</p> <p>Hec1 antibody [9G3.23] (GTX70268) </p>
<p>Endosome</p> <p>RAB7A antibody (GTX132548) </p>	<p>Exosome</p> <p>TSG101 antibody [4A10] (GTX70255) </p>	<p>Actin Filament</p> <p>beta Actin antibody (GTX109639) </p>	<p>Microtubule</p> <p>alpha Tubulin antibody [HL2162] (GTX638140) </p>	<p>Intermediate Filament</p> <p>Cytokeratin 19 antibody [HL1165] (GTX636469) </p>
<p>Autophagosome</p> <p>LC3B antibody (GTX127375) </p>	<p>Adherens Junction</p> <p>N-Cadherin antibody (GTX127345) </p>	<p>Tight Junction</p> <p>ZO-1 antibody [HL1185] (GTX636491) </p>	<p>Gap Junction</p> <p>Connexin 43 antibody (GTX133022) </p>	<p>Focal Adhesion</p> <p>Paxillin antibody (GTX125891) </p>

Zebrafish-Validated Antibodies



Cat. No.	Product Name	Clonality	Reactivity	Applications
GTX124302	Aldh1a2 antibody	Rb pAb	Zfsh	WB, IHC-Fr, IHC-Wm
GTX125890	Cdh1 antibody	Rb pAb	Zfsh	IHC-Fr, IHC-Wm, IHC
GTX128365	Elavl3+4 antibody	Rb pAb	Hu,Zfsh	ICC/IF, IHC-Fr, IHC-Wm
GTX128741	Gfap antibody	Rb pAb	Zfsh,Fish	WB, ICC/IF, IHC-Fr, IHC-Wm
GTX127342	Histone H2A.XS139ph (phospho Ser139) antibody	Rb pAb	Hu,Zfsh	WB, ICC/IF, IHC-P, IHC-Fr, IHC-Wm, IHC
GTX128201	Isl1 antibody	Rb pAb	Zfsh	WB, IHC-Wm
GTX124771	Mtor antibody	Rb pAb	Zfsh	WB, IHC-P, IHC-Wm
GTX132491	Nanog antibody	Rb pAb	Zfsh	WB
GTX128843	Pax6a+b antibody	Rb pAb	Zfsh	IHC-Wm
GTX124496	Pcna antibody	Rb pAb	Zfsh,Japanese Medaka, Nothobranchius furzeri	WB, IHC-P, IHC-Fr, IHC-Wm, Immunostaining
GTX128374	Sox10 antibody	Rb pAb	Zfsh,Chk,Japanese Medaka	WB, IHC-P, IHC-Fr, IHC-Wm, IHC
GTX124477	Sox2 antibody	Rb pAb	Zfsh,Japanese Medaka,Fish	WB, ICC/IF, IHC-P, IHC-Fr, IHC-Wm
GTX132494	Sox3 antibody	Rb pAb	Zfsh	WB, IHC-Fr, IHC-Wm, ChIP assay
GTX128306	Vasa antibody	Rb pAb	Zfsh,Japanese Medaka,Fish	WB, ICC/IF, IHC-P, IHC-Wm, IHC

Drosophila-Validated Antibodies



EPRS antibody
(GTX130848)

GABA antibody
(GTX125988)

Histone H3 antibody
(GTX122148)

Twist1/2 antibody
(GTX127310)

Cat. No.	Product Name	Clonality	Reactivity	Applications
GTX104940	ADAM10 antibody [N2C1], Internal	Rb pAb	Hu,Ms,Dm	WB, ICC/IF, IHC-P
GTX103311	Arp2 antibody [N1C3]	Rb pAb	Hu,Ms,Rat,Dm	WB, ICC/IF, IHC-P
GTX637308	beta Tubulin 3/ Tuj1 antibody [HL1709]	Rb mAb	Hu,Ms,Rat,Dm	WB, ICC/IF, IHC-P
GTX637556	CaMKII antibody [HL1831]	Rb mAb	Hu,Ms,Rat,Dm	WB, ICC/IF, IHC-P
GTX128155	CDC2 (phospho Tyr15) antibody	Rb pAb	Hu,Dm	WB, IHC-P, IP
GTX108585	Cytochrome C antibody	Rb pAb	Hu,Ms,Rat,Dm,Dog	WB, ICC/IF, IHC-P, IHC-Fr
GTX635617	ERK1 (phospho Thr202/Tyr204) + ERK2 (phospho Thr185/Tyr187) antibody [HL173]	Rb mAb	Hu,Ms,Rat,Dm	WB, ICC/IF, IHC-P
GTX105765	GLUD1 + GLUD2 antibody	Rb pAb	Hu,Ms,Rat,Dm	WB, ICC/IF, IHC-P, ELISA
GTX110089	HSP60 antibody	Rb pAb	Hu,Ms,Rat,Zfsh,Dm,Hm	WB, ICC/IF, IHC-P, ELISA
GTX109753	Hsp90 alpha antibody	Rb pAb	Hu,Ms,Rat,Dm,Mk,Nematode	WB, ICC/IF, IHC-P, IP
GTX133934	JNK (phospho Thr183/Tyr185) antibody	Rb pAb	Hu,Ms,Dm	WB, IHC-P
GTX637278	MAT1A + MAT2A antibody [HL1679]	Rb mAb	Hu,Ms,Dm	WB
GTX124112	nrv2.1 antibody	Rb pAb	Dm	WB
GTX132574	Park7 / DJ-1 antibody	Rb pAb	Hu,Ms,Rat,Dm	WB, IHC-P
GTX637252	Synaptotagmin 1 antibody [HL1654]	Rb mAb	Hu,Ms,Rat,Dm	WB, ICC/IF

